



# CATALOGUE

## 2019-2020



**Warranty period for chairs/lounges**



**Weight rating for individual chairs/lounges\***



**Fully imported Chairs, lounges, parts and components.**



**Chairs/Lounges upholstered in Australia**



**The Performance criteria adopted for certification by Furntech is based on Australian standards, e.g. Level 6 - Severe commercial and heavy industrial.\***

*\*Weight limits are self-rated by Style Ergonomic Australia.  
AFRDI approved chairs are normally rated to 110kg.*



**Furntech is an independent not-for-profit technical organisation providing standards, testing product certification and research for buyers and sellers of furniture.**

AFRDI 142  
Certification



**AFRDI rating for multi shift use and 160kg weight limit.**



**BIFMA is a third-party certification program that provides manufacturers with valuable feedback for evaluating the environmental, human, and social impacts of their furniture products for manufacturing, facility, and organization.**

## CONTENT

### R1 - TASK SEATING LOCAL

Prestige range .....	4
Ecotech range .....	8
Alpha range .....	14
Virgo range.....	18
Vesta range.....	22
Avoca range .....	28
Safari range .....	32
Chelsea range .....	36
Galaxy range .....	38
Epic range.....	40
Mega range .....	42
Spiral range .....	46

### R2 - MUTLISHIFT SEATING

Rotary range .....	48
Mutli range .....	50
Rover range .....	52
Ranger range .....	54

### R3- EXECUTIVE SEATING

Club range .....	56
Slate range.....	58
Forge range.....	60
Regal range .....	62
Austin range .....	64
Acura range .....	66

### R4 - HOSPITALITY SEATING

Astra range .....	68
Dona range .....	70
Focus range .....	72
Vinn range .....	74
Pod range .....	80
Maxi range .....	88
Vera range .....	98

### R5 - BEAM SEATING

Maxi beam range .....	102
Focus beam range .....	106
Vinn beam range .....	108
Pod beam range .....	112

### R6 - BREAKOUT SEATING

Gold range.....	116
Hula range .....	118
Tonic range .....	120
Smoke range.....	122
Yard range .....	124
Ridge range.....	126
Opera range .....	128
Play range .....	130
Ola range.....	132
Clip range.....	134
Shape range .....	136
Impress range .....	138
Radius range .....	140
Leaf range .....	142
Twist range .....	144

### R7 - BAR STOOLS

Gamma range .....	146
Flow range.....	146
Lift range.....	146
Vegas range .....	146

### R8 - SOFT SEATING

Space range .....	148
Blitz range.....	150
Roxa range.....	152
Montage range .....	154

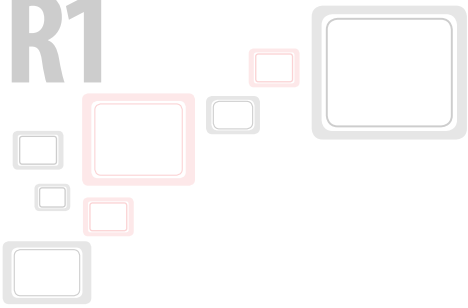
### R9 - ACOUSTIC SCREENS

Acoustic Screens .....	156
------------------------	-----

### R10 - INDUSTRIAL STOOLS

Industrial stools .....	158
-------------------------	-----

# R1



# TASK SEATING

## PRESTIGE



### P350 FEATURES

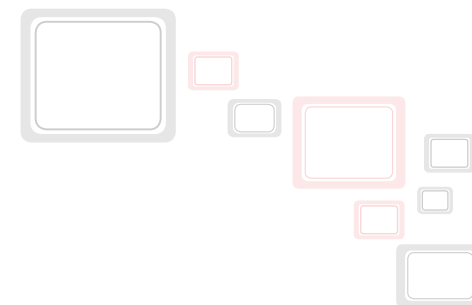
- » Adjustable seat height
- » Adjustable back height
- » Adjustable seat and back angle
- » Moulded seat and back foam
- » Back available in two sizes
- » 3 Lever mechanism
- » Optional seat slider
- » Optional adjustable arms
- » 600mm Black nylon base
- » Available in local fabrics
- » AFRDI tested to level 6
- » 7 Year warranty
- » Weight limit is 130kg

### P350 INSTRUCTIONS OF USE





# PRESTIGE



P350HC



P350D

## SIZE

» On next page



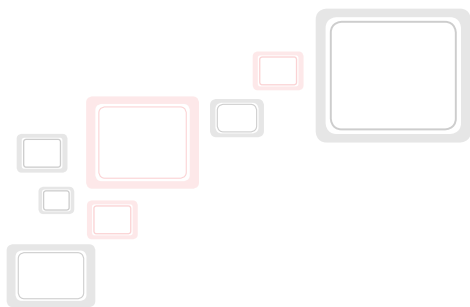
P350H



P350C



P350



## PRESTIGE



### P200 FEATURES

- » Adjustable seat height
- » Adjustable back height
- » Adjustable back angle
- » Moulded seat and back foam
- » Back available in two sizes
- » 2 Lever mechanism
- » Optional seat slider
- » Optional adjustable arms
- » 600mm Black nylon base
- » Available in local fabrics
- » AFRDI tested to level 6
- » 7 Year warranty
- » Weight limit is 130kg



P200HC



P200D



P200H



P200C



P200

# PR600



## PR600 FEATURES

- » Adjustable seat height
- » Adjustable seat and back angle
- » Adjustable back height (ratchet)
- » Adjustable weight tension
- » Moulded seat and back foam
- » 3 Lever heavy duty ergonomic mechanism
- » Optional adjustable arms
- » Big boy seat
- » Chair not available with drafting kit
- » 700mm Black nylon base
- » Available in local fabrics
- » AFRDI tested to level 6
- » 7 Year warranty
- » Weight limit is 140kg

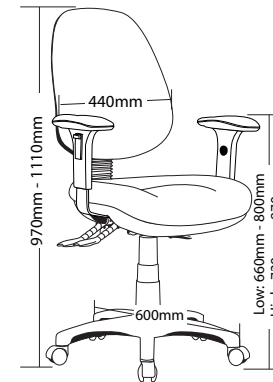


PR600C

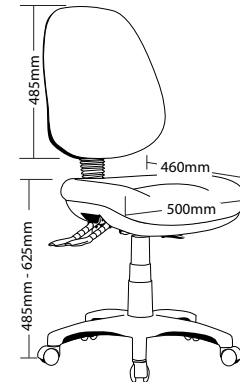


PR600

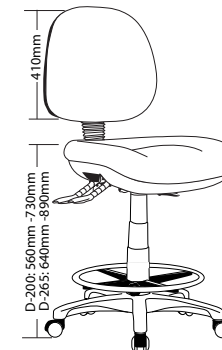
## SIZE



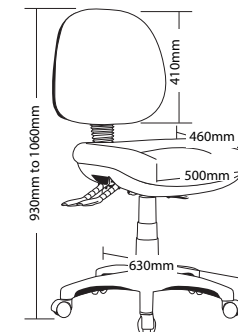
P350HC



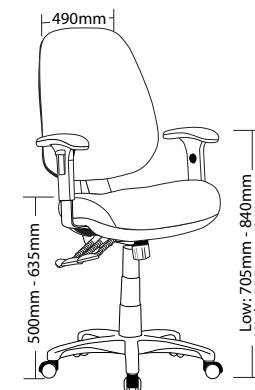
P350H



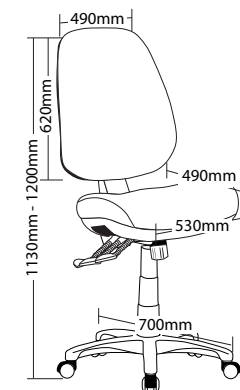
P350D



P350

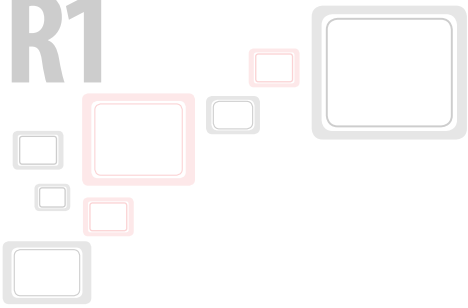


PR600C



PR600

# R1



# TASK SEATING

## ECOTECH



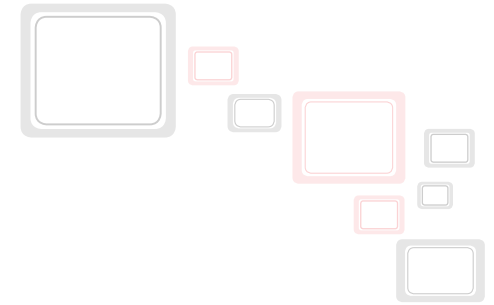
### E350 FEATURES

- » Adjustable seat height
- » Adjustable back height
- » Adjustable seat and back angle
- » Moulded seat and back foam
- » Back available in two sizes
- » 3 Lever mechanism
- » Optional seat slider
- » Optional adjustable arms
- » 600mm Black nylon base
- » Available in local fabrics
- » AFRDI tested to level 6
- » 7 Year warranty
- » Weight limit is 130kg

### E350 INSTRUCTIONS OF USE



ECOTECH



E350HC



E350D

SIZE

» On next page



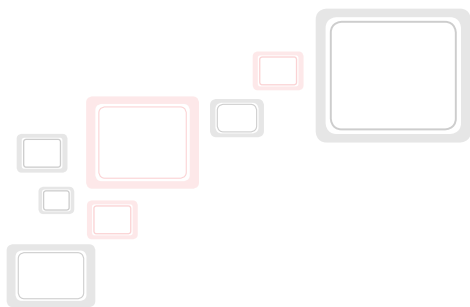
E350H



E350C



E350



## ECOTECH



### □ E200 FEATURES

- » Adjustable seat height
- » Adjustable back height
- » Adjustable back angle
- » Moulded seat and back foam
- » Back available in two sizes
- » 2 Lever mechanism
- » Optional seat slider
- » Optional adjustable arms
- » 600mm Black nylon base
- » Available in local fabrics
- » AFRDI tested to level 6
- » 7 Year warranty
- » Weight limit is 130kg



E200HC



E200D



E200H



E200C

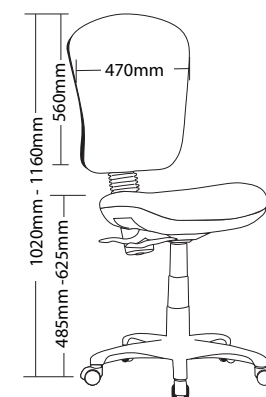


E200

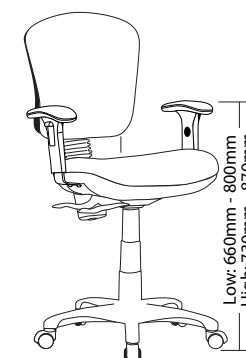
## E200 INSTRUCTIONS OF USE



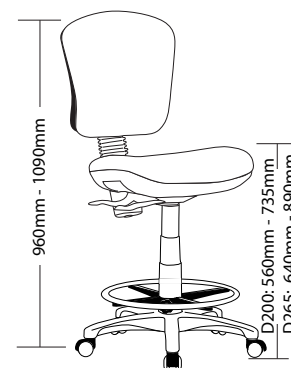
## SIZE



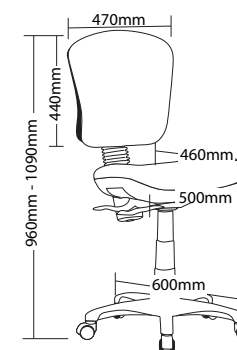
E350H



E350C



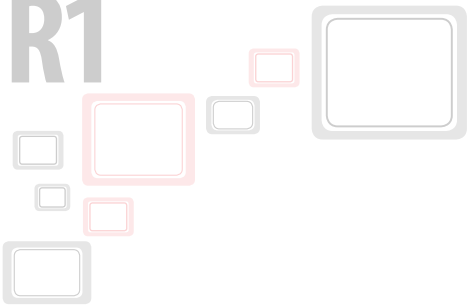
E350D



E350



# R1



# TASK SEATING

## ECOTECH MESH



### FEATURES

- » Adjustable seat height
- » Adjustable back height
- » Adjustable back angle
- » Adjustable seat angle (with 3 lever mechanism only)
- » Moulded seat foam
- » Mesh back one size only
- » Optional 2 or 3 lever mechanism
- » Optional seat slider
- » Optional adjustable arms
- » 600mm Black nylon base
- » Available in local fabrics
- » 7 Year warranty
- » Weight limit is 130kg

### ME350 INSTRUCTIONS OF USE



# ECOTECH MESH



ME350C



ME350D



ME200D



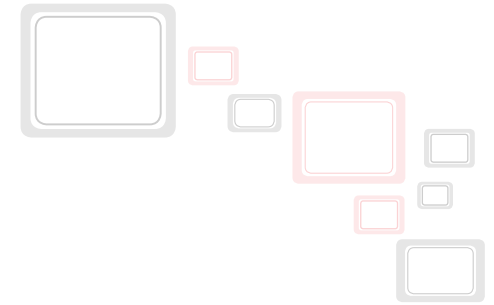
ME350



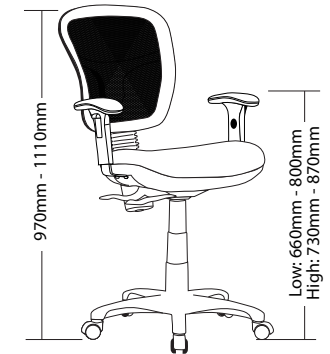
ME200C



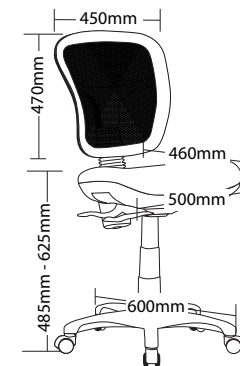
ME200



## SIZE

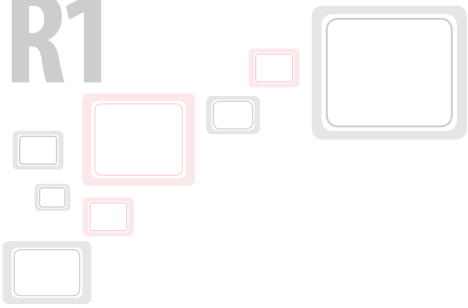


ME350C




ME350

# R1



# TASK SEATING

## ALPHA



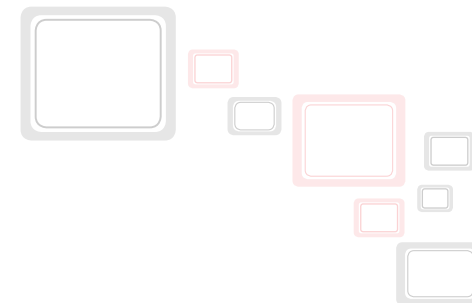
### AL350 FEATURES

- » Adjustable seat height
- » Adjustable back height (ratchet)
- » Adjustable seat and back angle
- » Moulded seat and back foam
- » Back available in two sizes
- » 3 Lever mechanism
- » Optional seat slider
- » Optional adjustable arms
- » 600mm Black nylon base
- » Available in local fabrics
- » AFRDI tested to level 6
- » 7 Year warranty
- » Weight limit is 130kg

### AL350 INSTRUCTIONS OF USE



# ALPHA



AL350HC



AL350D



AL350H



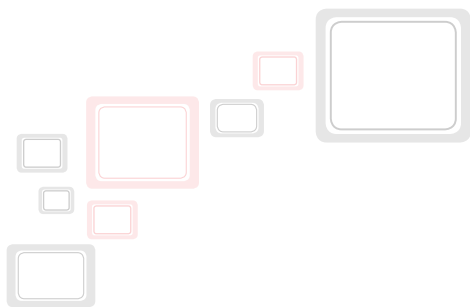
AL350C



AL350

## SIZE

» On next page



## ALPHA



### AL200 FEATURES

- » Adjustable seat height
- » Adjustable back height (ratchet)
- » Adjustable back angle
- » Moulded seat and back foam
- » Back available in two sizes
- » 2 Lever mechanism
- » Optional seat slider
- » Optional adjustable arms
- » 600mm Black nylon base
- » Available in local fabrics
- » AFRDI tested to level 6
- » 7 Year warranty
- » Weight limit is 130kg



AL200HC



AL200D



AL200H



AL200C

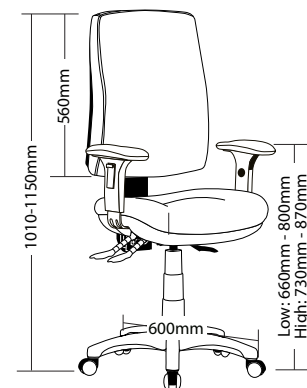


AL200

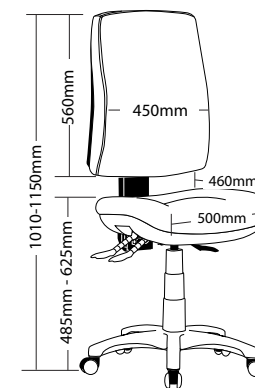
## AL200 INSTRUCTIONS OF USE



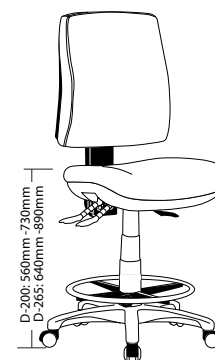
## SIZE



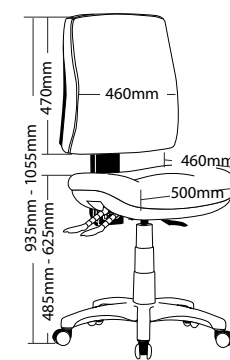
AL350HC



AL350H



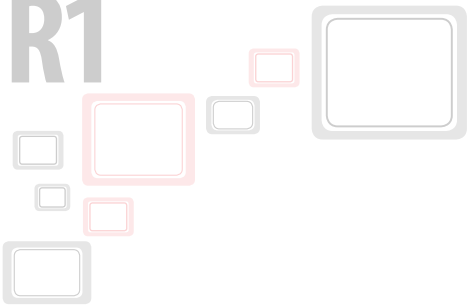
AL350D



AL350



# R1



# TASK SEATING

## VIRGO



### VI350 FEATURES

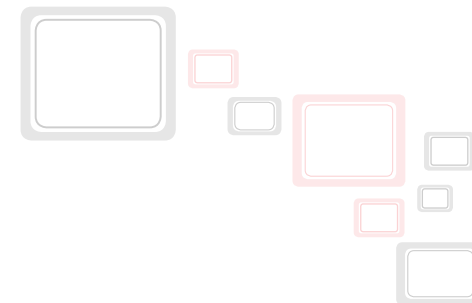
- » Adjustable seat height
- » Adjustable back height (ratchet)
- » Adjustable seat and back angle
- » Square seat
- » Moulded seat and back foam
- » Back available in two sizes
- » 3 Lever mechanism
- » Optional seat slider
- » Optional adjustable arms
- » 660mm Black nylon base
- » Available in local fabrics
- » AFRDI tested to level 6
- » 7 Year warranty
- » Weight limit is 130kg

### VI350 INSTRUCTIONS OF USE





# VIRGO



VI350HC



VI350D



VI350H



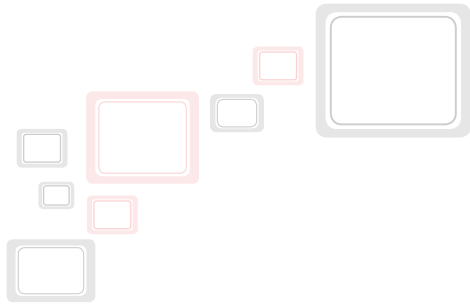
VI350C



VI350

## SIZE

» On next page



## VIRGO



### VI200 FEATURES

- » Adjustable seat height
- » Adjustable back height (ratchet)
- » Adjustable back angle
- » Square seat
- » Moulded seat and back foam
- » Back available in two sizes
- » 2 Lever mechanism
- » Optional seat slider
- » Optional adjustable arms
- » 660mm Black nylon base
- » Available in local fabrics
- » AFRDI tested to level 6
- » 7 Year warranty
- » Weight limit is 130kg



VI200HC



VI200D



VI200H



VI200C

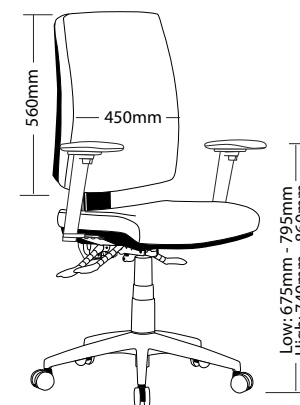


VI200

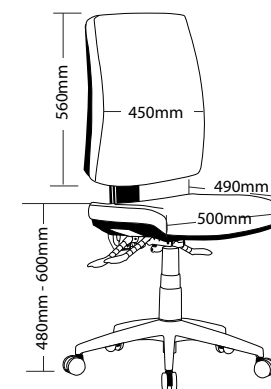
## VI200 INSTRUCTIONS OF USE



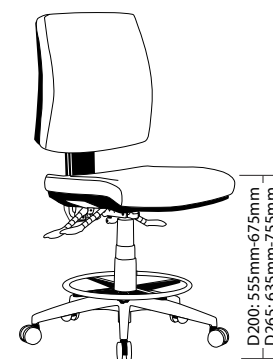
## SIZE



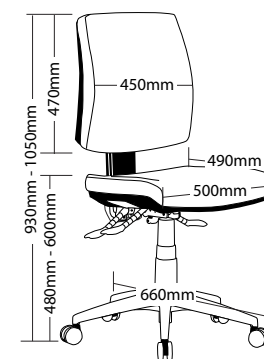
VI350HC



VI350H

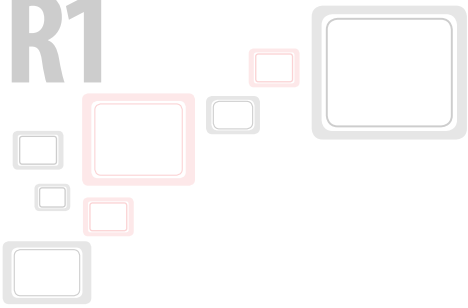


VI350D




VI350

# R1



# TASK SEATING

## VESTA



### MVE350 FEATURES

- » Adjustable seat height
- » Adjustable back height (ratchet)
- » Adjustable seat and back angle
- » Square seat
- » Moulded seat foam
- » Back available in two sizes
- » 3 Lever mechanism
- » Optional seat slider
- » Optional adjustable arms
- » 660mm Black nylon base
- » Available in local fabrics
- » Back mesh available in Jazz mesh
- » AFRDI tested to level 6
- » 7 Year warranty
- » Weight limit is 130kg

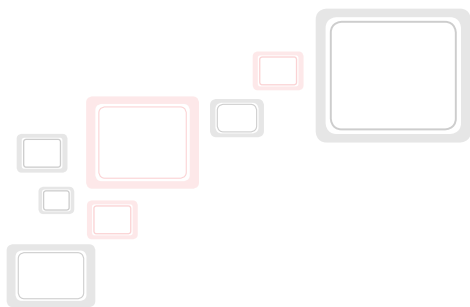
### MVE350 INSTRUCTIONS OF USE



# VESTA

BACK MESH AVAILABLE IN JAZZ MESH





## VESTA



MVE350H



MVE350H  
back view



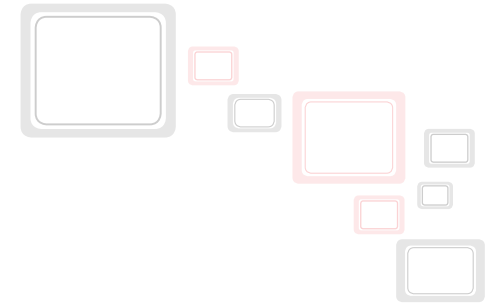
MVE350H  
Side view

### MVE350 FEATURES

- » Adjustable seat height
- » Adjustable back height (ratchet)
- » Adjustable seat and back angle
- » Square seat
- » Moulded seat foam
- » Back available in two sizes
- » 3 Lever mechanism
- » Optional seat slider
- » Optional adjustable arms
- » 660mm Black nylon base
- » Available in local fabrics
- » Back mesh available in Jazz mesh
- » AFRDI tested to level 6
- » 7 Year warranty
- » Weight limit is 130kg



# VESTA



MVE350HC



MVE350D



MVE350H



MVE350C

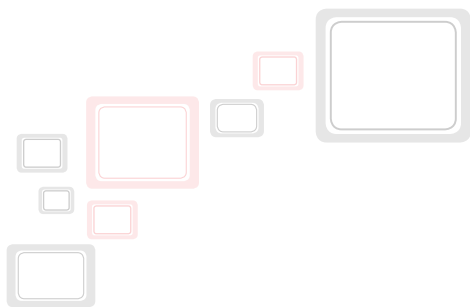


MVE350

## SIZE

» On next page





## VESTA



### MVE200 FEATURES

- » Adjustable seat height
- » Adjustable back height (ratchet)
- » Adjustable back angle
- » Square seat
- » Moulded seat foam
- » Back available in two sizes
- » 2 Lever mechanism
- » Optional seat slider
- » Optional adjustable arms
- » 660mm Black nylon base
- » Available in local fabrics
- » Back mesh available in Jazz mesh
- » AFRDI tested to level 6
- » 7 Year warranty
- » Weight limit is 130kg



MVE200HC



MVE200D



MVE200H



MVE200C

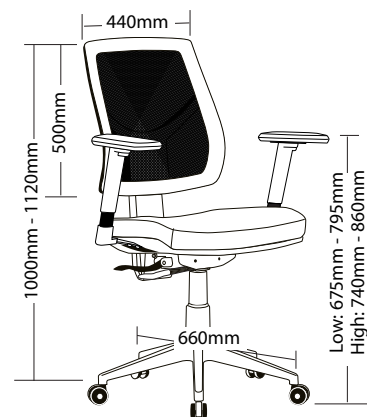


MVE200

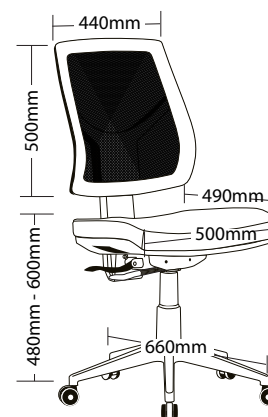
## □ MVE200 INSTRUCTIONS OF USE



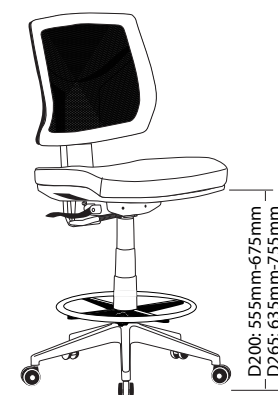
## □ SIZE



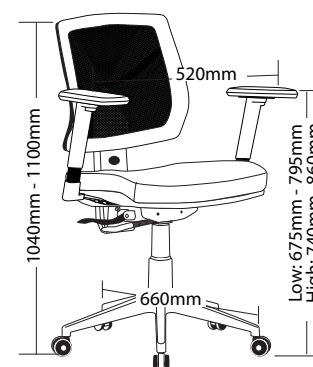
MVE350HC



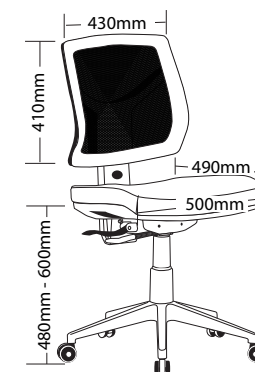
MVE350H



MVE350D

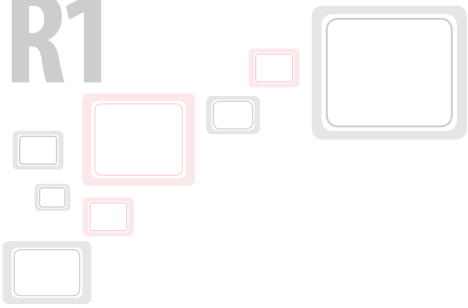


MVE350C



MVE350

# R1



# TASK SEATING

## AVOCA



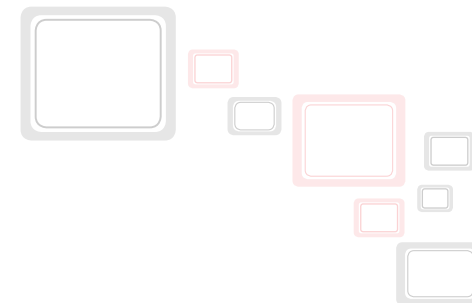
### MAV350 FEATURES

- » Adjustable seat height
- » Adjustable back height (ratchet)
- » Adjustable seat and back angle
- » Moulded seat foam
- » Back available in two sizes
- » 3 Lever mechanism
- » Optional seat slider
- » Optional adjustable arms
- » 600mm Black nylon base
- » Available in local fabrics
- » Back mesh available in Jazz mesh
- » AFRDI tested to level 6
- » 7 Year warranty
- » Weight limit is 130kg

### MAV350 INSTRUCTIONS OF USE



**AVOCA**



MAV350HC



MAV350D

#### SIZE

» On next page



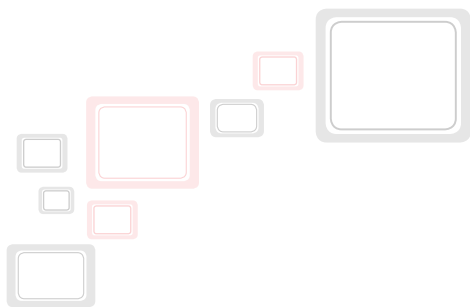
MAV350H



MAV350C



MAV350



## AVOCA



### MAV200 FEATURES

- » Adjustable seat height
- » Adjustable back height (ratchet)
- » Adjustable back angle
- » Moulded seat foam
- » Back available in two sizes
- » 2 Lever mechanism
- » Optional seat slider
- » Optional adjustable arms
- » 600mm Black nylon base
- » Available in local fabrics
- » Back mesh available in Jazz mesh
- » AFRDI tested to level 6
- » 7 Year warranty
- » Weight limit is 130kg



MAV200HC



MAV200D



MAV200H



MAV200C

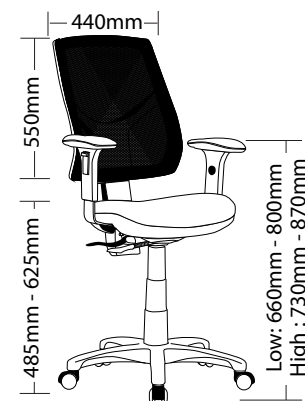


MAV200

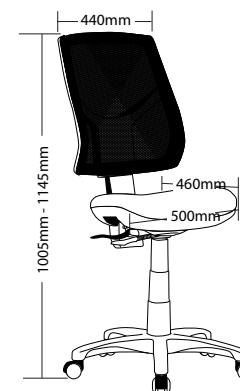
## MAV200 INSTRUCTIONS OF USE



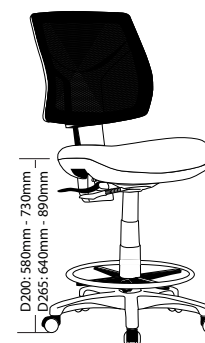
## SIZE



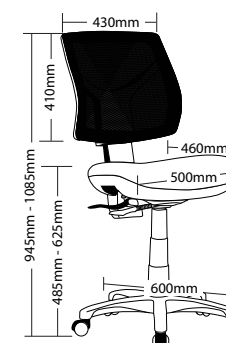
MAV350HC



MAV350H



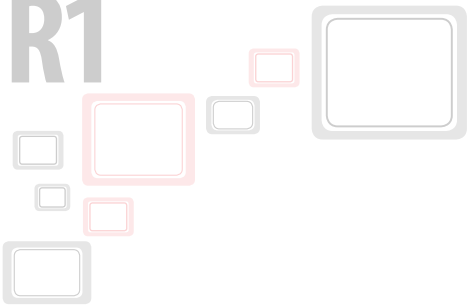
MAV350D



MAV350



# R1



# TASK SEATING

## SAFARI



### SA350 FEATURES

- » Adjustable seat height
- » Adjustable back height (ratchet)
- » Adjustable seat and back angle
- » Moulded seat and back foam
- » Back available in two sizes
- » Big boy seat and under pan
- » Firm kidney and lumbar support
- » 3 Lever mechanism
- » Optional adjustable arms
- » 700mm Heavy duty black nylon 6 star base
- » Available in local fabrics
- » 7 Year warranty
- » Weight limit is 130kg

### SA350 INSTRUCTIONS OF USE



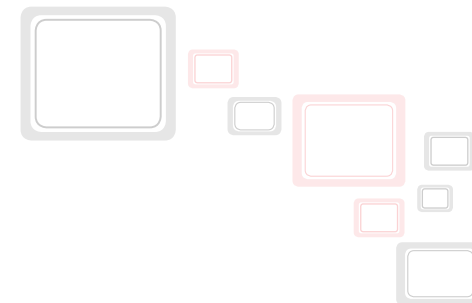


# SAFARI

WARRANTY  
**7**  
Year

WEIGHT LIMIT  
**130**  
Kilogram

UPHOLSTERED  
IN AUSTRALIA



SA350HC



SA350D



SA350H



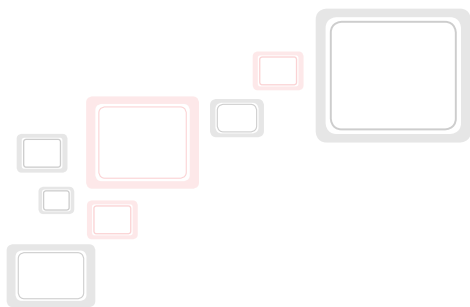
SA350C



SA350

## SIZE

» On next page



## SAFARI



### SA200 FEATURES

- » Adjustable seat height
- » Adjustable back height (ratchet)
- » Adjustable back angle
- » Moulded seat and back foam
- » Back available in two sizes
- » Big boy seat and under pan
- » Firm kidney and lumbar support
- » 2 Lever mechanism
- » Optional adjustable arms
- » 700mm Heavy duty black nylon 6 star base
- » Available in local fabrics
- » 7 Year warranty
- » Weight limit is 130kg



SA200HC



SA200D



SA200H



SA200C

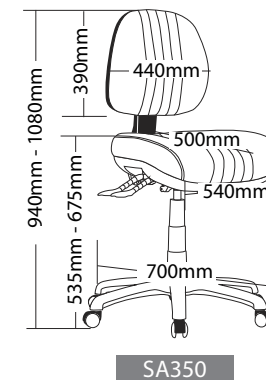
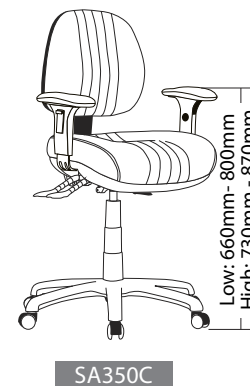
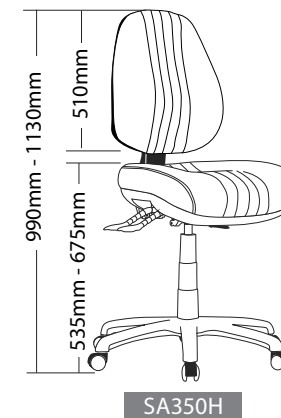
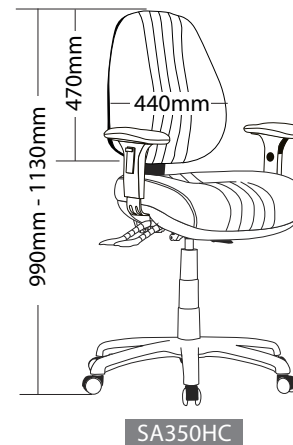


SA200

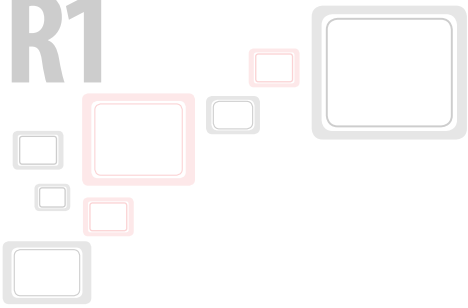
## SA200 INSTRUCTIONS OF USE



## SIZE



# R1



# TASK SEATING

## CHELSEA



### FEATURES

- » Adjustable seat height
- » Adjustable back height (ratchet)
- » Adjustable back and seat angle
- » Adjustable weight tension
- » Moulded seat foam
- » Mesh back available in two sizes
- » Big boy seat and under pan
- » 3 Lever ergonomic heavy duty mechanism
- » Optional adjustable arms
- » Chair not available with drafting kit
- » 700mm Black nylon base
- » Available in local fabrics
- » Back mesh available in Jazz mesh
- » AFRDI tested to level 6
- » 7 Year warranty
- » Weight limit is 140kg

### INSTRUCTIONS OF USE



# CHELSEA



MCH600HC



MCH600H

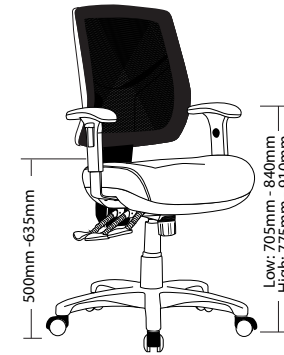


MCH600LC

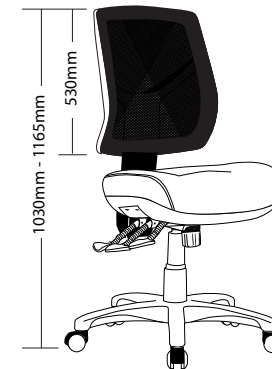


MCH600L

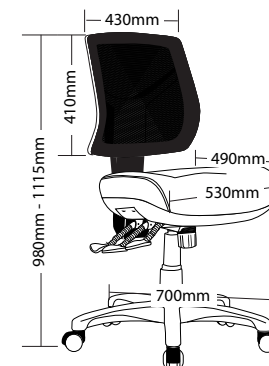
SIZE



MCH600HC

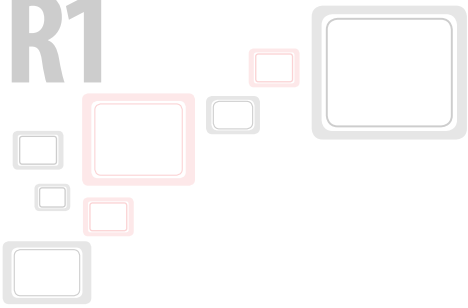


MCH600H



MCH600L

# R1



# TASK SEATING

## GALAXY



### FEATURES

- » Adjustable seat height
- » Adjustable back height (ratchet)
- » Adjustable back and seat angle
- » Adjustable weight tension
- » Moulded seat and back foam
- » Back available in two sizes
- » Big boy seat and under pan
- » 3 Lever ergonomic heavy duty mechanism
- » Optional adjustable arms
- » Chair not available with drafting kit
- » 700mm Black nylon base
- » Available in local fabrics
- » AFRDI tested to level 6
- » 7 Year warranty
- » Weight limit is 140kg

### INSTRUCTIONS OF USE





# GALAXY

WARRANTY  
**7**  
Year

WEIGHT LIMIT  
**140**  
Kilogram

UNREGISTERED  
IN AUSTRALIA

AFRDI

furntech  
Australian  
Furniture  
Research &  
Development  
Institute  
MEMBER



GA600HC



GA600H

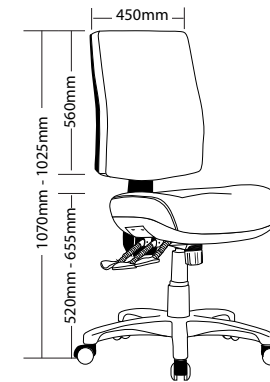


GA600LC

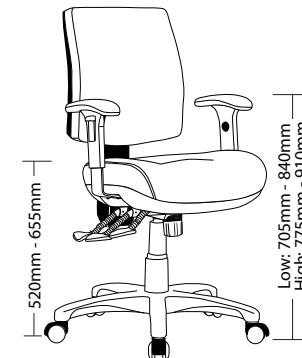


GA600L

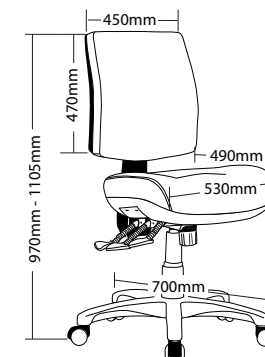
## SIZE



GA600HC




GA600LC



GA600L

# R1



# TASK SEATING

## EPIC



### FEATURES

- » Adjustable seat height
- » Adjustable back height (ratchet)
- » Adjustable seat and back angle
- » Adjustable weight tension
- » Moulded seat and back foam
- » Mega big boy seat
- » 3 Lever heavy duty ergonomic mechanism
- » Optional adjustable arms
- » Chair not available with drafting kit
- » 700mm Black nylon base
- » Available in local fabrics
- » AFRDI tested to level 6
- » 7 Year warranty
- » Weight limit is 140kg

### INSTRUCTIONS OF USE



EPIC

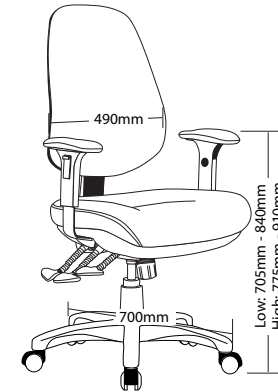


EPIC-C

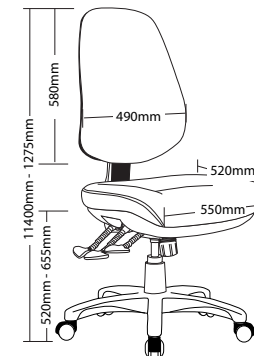


EPIC

## SIZE

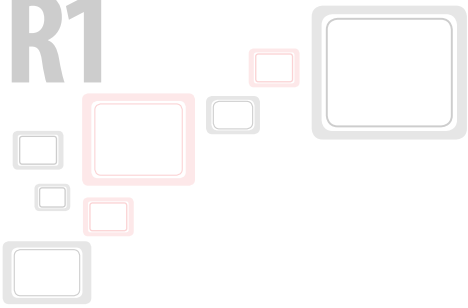


EPIC-C



EPIC

# R1



# TASK SEATING

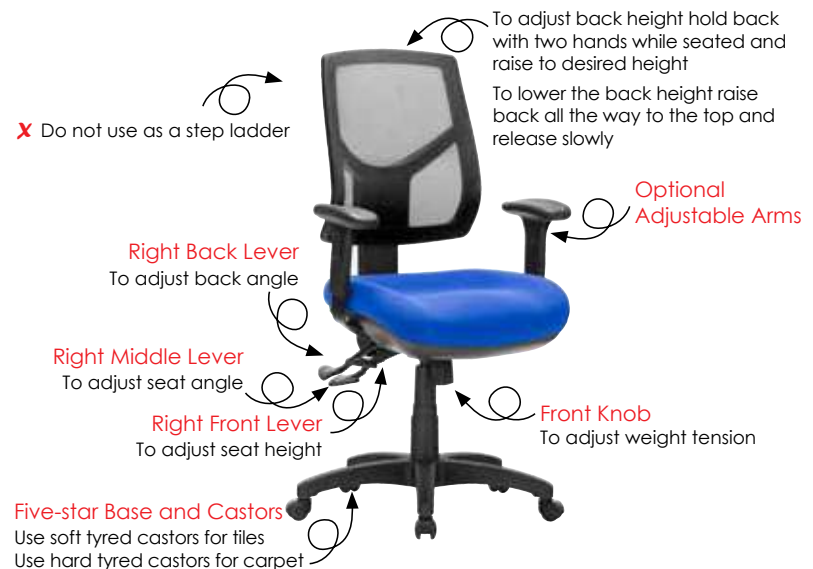
## MEGA



### FEATURES

- » Adjustable seat height
- » Adjustable back height (ratchet)
- » Adjustable seat and back angle
- » Adjustable weight tension
- » Moulded seat foam
- » Mega big boy seat
- » Mesh back
- » 3 Lever heavy duty ergonomic mechanism
- » Optional adjustable arms
- » Chair not available with drafting kit
- » 700mm Black nylon base
- » Available in local fabrics
- » Back mesh available in Jazz mesh
- » AFRDI tested to level 6
- » 7 Year warranty
- » Weight limit is 140kg

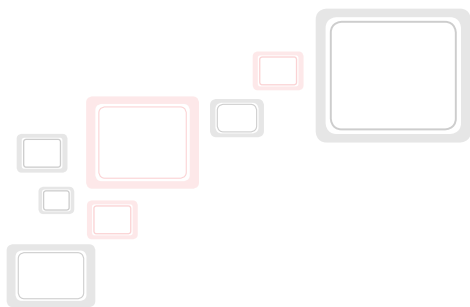
### INSTRUCTIONS OF USE



# MEGA

BACK MESH AVAILABLE IN JAZZ MESH





## MEGA



### FEATURES

- » Adjustable seat height
- » Adjustable back height (ratchet)
- » Adjustable seat and back angle
- » Adjustable weight tension
- » Moulded seat foam
- » Mega big boy seat
- » Mesh back
- » 3 Lever heavy duty ergonomic mechanism
- » Optional adjustable arms
- » Chair not available with drafting kit
- » 700mm Black nylon base
- » Available in local fabrics
- » Back mesh available in Jazz mesh
- » AFRDI tested to level 6
- » 7 Year warranty
- » Weight limit is 140kg



MEGA



MEGA  
Back view



MEGA  
Side view



# MEGA

WARRANTY  
**7**  
Year

WEIGHT LIMIT  
**140**  
Kilogram

UPHOLSTERED  
IN AUSTRALIA

AFRDI

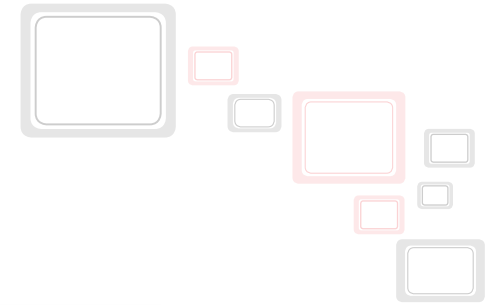
furntech  
Australian  
Furniture  
Research &  
Development  
Institute  
MEMBER



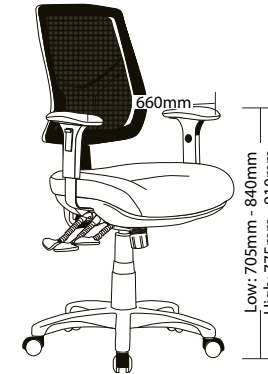
MEGA-C



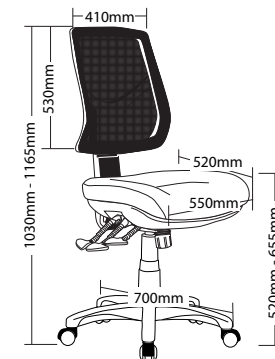
MEGA-C  
Back view



## SIZE

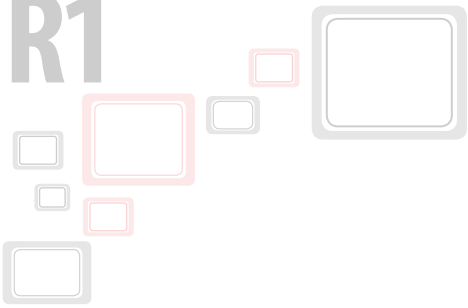


MEGA-C



MEGA

# R1



# TASK SEATING

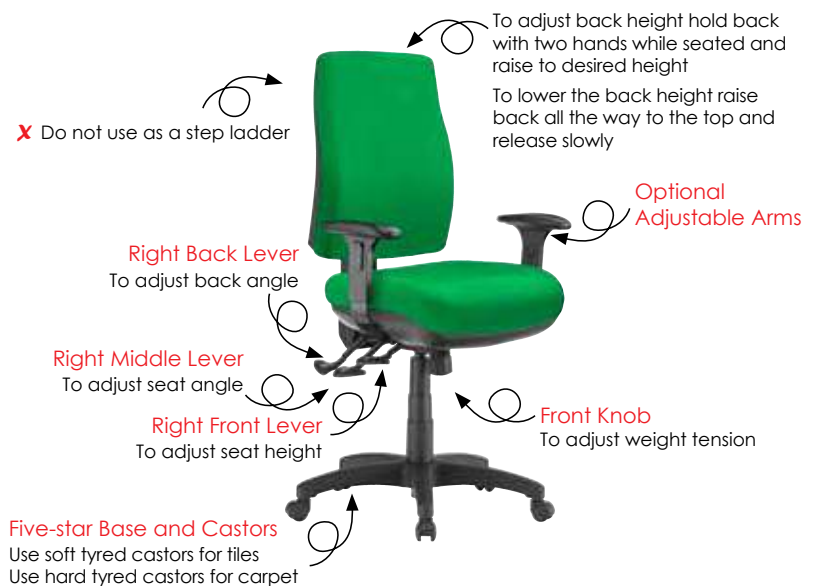
## SPIRAL



### FEATURES

- » Adjustable seat height
- » Adjustable back height (ratchet)
- » Adjustable seat and back angle
- » Adjustable weight tension
- » Moulded seat and back foam
- » Mega big boy seat
- » 3 Lever heavy duty ergonomic mechanism
- » Optional adjustable arms
- » Chair not available with drafting kit
- » 700mm Black nylon base
- » Available in local fabrics
- » AFRDI tested to level 6
- » 7 Year warranty
- » Weight limit is 140kg

### INSTRUCTIONS OF USE



# SPIRAL

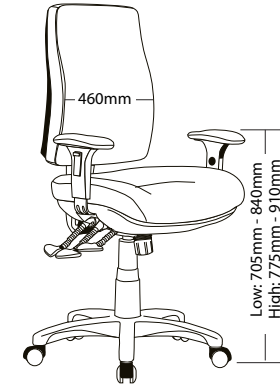


SPIRAL-C

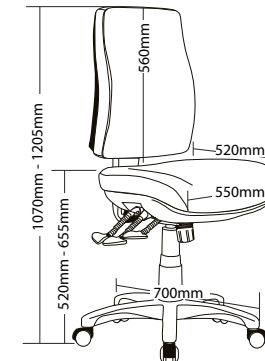


SPIRAL

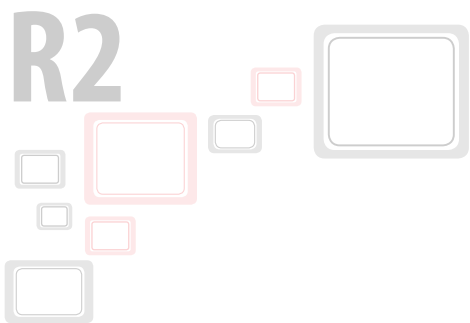
## SIZE



SPIRAL-C



SPIRAL



# MULTISHIFT SEATING

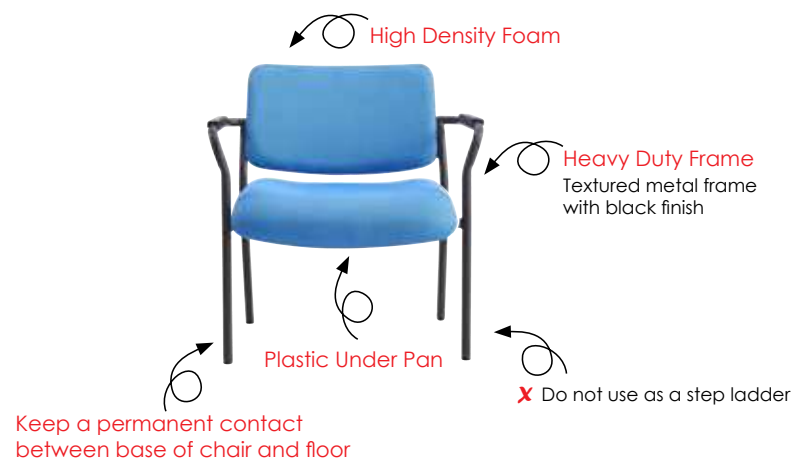
## ROTARY



### FEATURES

- » Heavy duty black textured metal frame
- » High density foam
- » Available in 2 seat widths
- » Plastic under pan
- » Available in local fabrics
- » 7 Year warranty
- » Weight limit is 200kg

### INSTRUCTIONS OF USE



# ROTARY



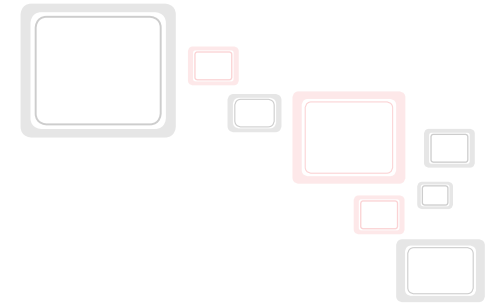
ROTARY-700



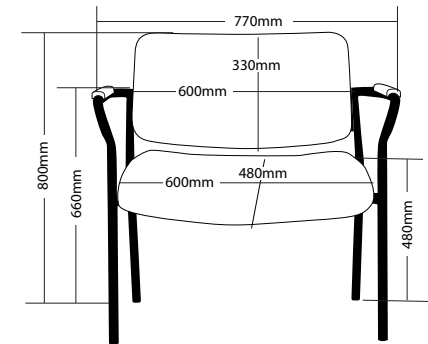
ROTARY  
Side view



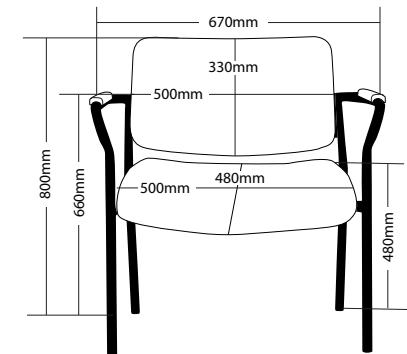
ROTARY-600



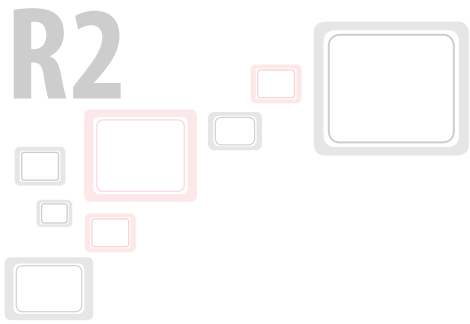
## SIZE



ROTARY-700



ROTARY-600



# MULTISHIFT SEATING

## MULTI



### FEATURES

- » Adjustable seat height
- » Adjustable seat depth
- » Adjustable seat and back angle
- » Adjustable arms
- » Mesh back
- » Moulded seat foam
- » 700mm Aluminium base
- » Low back only has ratchet back
- » 4 Lever ergonomic mechanism
- » Available in local fabrics
- » 10 Year warranty
- » Weight limit is 140kg

### INSTRUCTIONS OF USE





# MULTI

WARRANTY  
**10**  
Year

WEIGHT LIMIT  
**140**  
Kilogram

UPHOLSTERED  
IN AUSTRALIA



MUEX1H

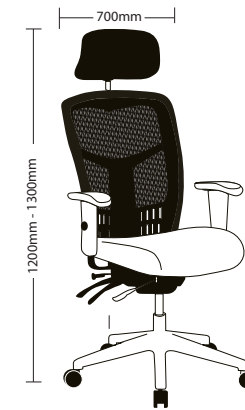


MUEX1M

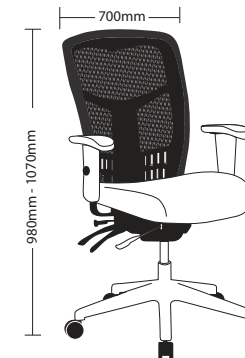


MUEX1L

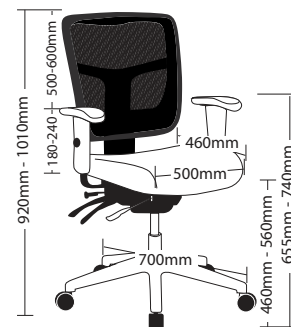
## SIZE



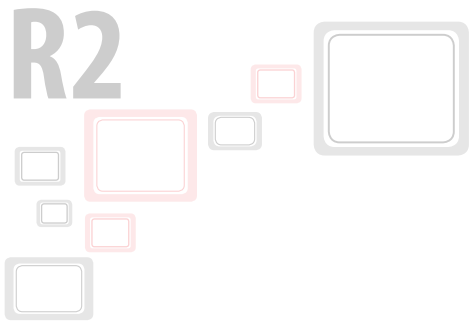
MUEX1H



MUEX1M



MUEX1L



# MULTISHIFT SEATING

## ROVER



### FEATURES

- » Adjustable seat height
- » Adjustable back height (ratchet)
- » Adjustable seat and back angle
- » Adjustable weight tension
- » Adjustable arms
- » Moulded seat and back foam
- » 4 Lever ergonomic mechanism
- » Available in low and high back
- » 700mm Black nylon base
- » Available in local fabrics
- » 10 Year warranty
- » Weight limit is 140kg

### INSTRUCTIONS OF USE

To adjust back height hold back with two hands while seated and raise to desired height

To lower the back height raise back all the way to the top and release slowly

✗ Do not use as a step ladder



# ROVER

WARRANTY  
**10**  
Year

WEIGHT LIMIT  
**140**  
Kilogram

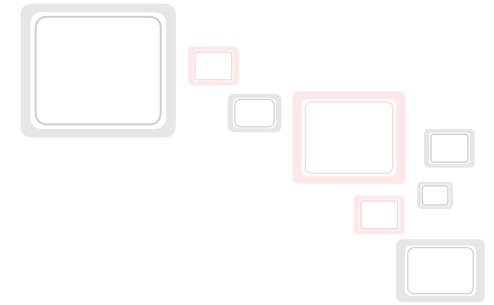
UPHOLSTERED  
IN AUSTRALIA



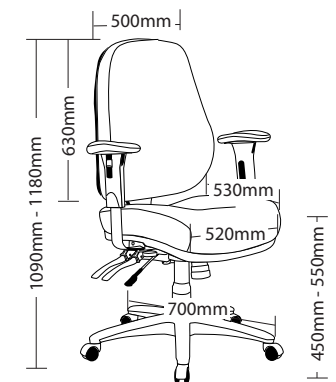
ROVER-2HA



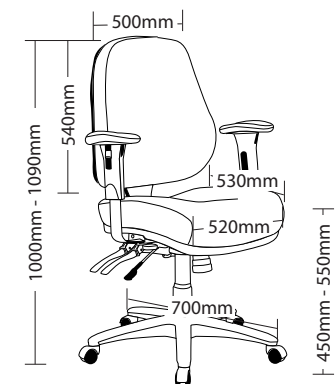
ROVER-2LA



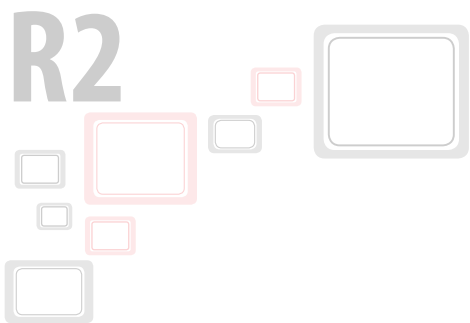
## SIZE



ROVER-2HA



ROVER-2LA



# MULTISHIFT SEATING

## RANGER



### FEATURES

- » Adjustable seat height
- » Adjustable seat depth
- » Adjustable seat and back angle
- » Adjustable headrest
- » Adjustable arms
- » Adjustable weight tension
- » Moulded seat and back foam
- » Synchron mechanism with 3 locking positions
- » Double steel strengthened for both seat and back
- » Saddle seat
- » AFRDI tested to level 6
- » AFRDI tested to multi shift use 160kg
- » 720mm Aluminium base
- » Available in local fabrics
- » 7 Year warranty
- » Weight limit is 160kg

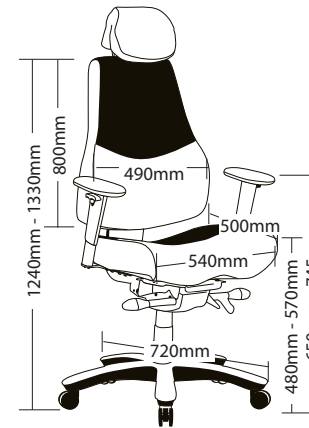


# RANGER



RANGER-U

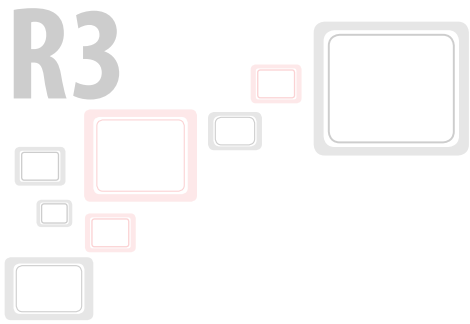
## SIZE



RANGER

## INSTRUCTIONS OF USE





# EXECUTIVE SEATING

## CLUB



### FEATURES

- » Adjustable seat height
- » Adjustable seat and back angle
- » Adjustable weight tension
- » Available in low and high back
- » Aluminium arms
- » 700mm Aluminium base
- » Knee tilt mechanism with 3 locking positions
- » Available in local fabrics
- » 5 Year warranty
- » Weight limit is 120kg

### INSTRUCTIONS OF USE





**CLUB**

WARRANTY  
**5**  
Year

WEIGHT LIMIT  
**120**  
Kilogram

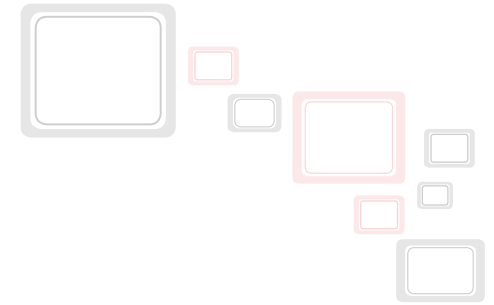
UPHOLSTERED  
IN AUSTRALIA



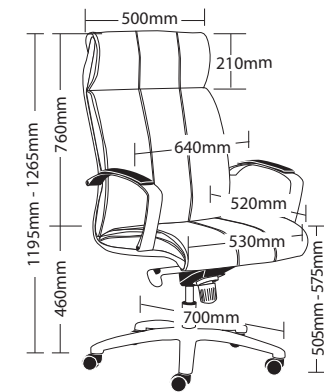
CLUB-H



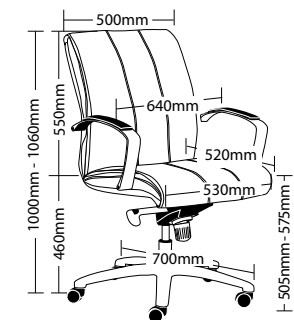
CLUB-L



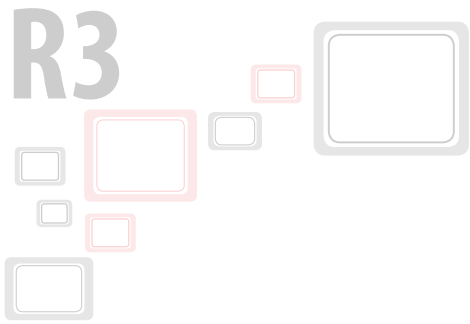
## SIZE



CLUB-H



CLUB-L



# EXECUTIVE SEATING

## SLATE



### FEATURES

- » Adjustable seat height
- » Adjustable seat and back angle
- » Adjustable weight tension
- » Adjustable chrome arms
- » Available in low and high back
- » 700mm Aluminium base
- » Synchron mechanism with 3 locking positions
- » Available in local fabrics
- » 5 Year warranty
- » Weight limit is 120kg

### INSTRUCTIONS OF USE



# SLATE

WARRANTY  
**5**  
Year

WEIGHT LIMIT  
**120**  
Kilogram

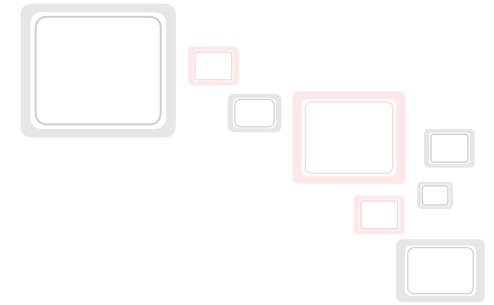
UPHOLSTERED  
IN AUSTRALIA



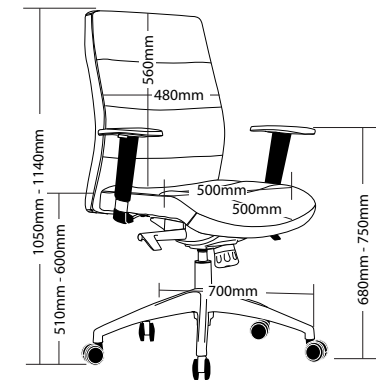
SLATE-H



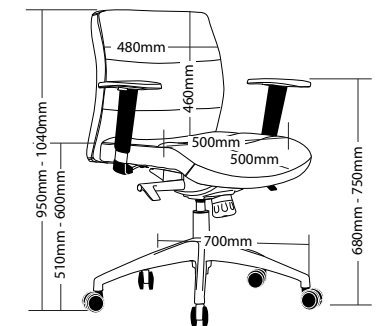
SLATE-L



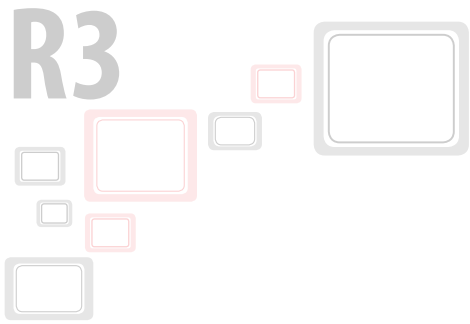
## SIZE



SLATE-H



SLATE-L



# EXECUTIVE SEATING

## FORGE



### FEATURES

- » Adjustable seat height
- » Adjustable seat depth
- » Adjustable weight tension
- » Adjustable chrome arms
- » Available in low and high back
- » Synchron mechanism with 3 locking positions
- » 700mm Aluminium base
- » Available in local fabrics
- » 5 Year warranty
- » Weight limit is 120kg

### INSTRUCTIONS OF USE

✗ Do not use as a step ladder

Adjustable Chrome Arms

Knob on Right Lever  
To adjust weight tension

Right Lever  
To adjust seat height

Five-star Base and Castors

Use soft tyred castors for tiles  
Use hard tyred castors for carpet

Left Inner Lever  
To adjust seat depth

Knob on Left Lever  
To adjust back and seat angle

# FORGE

WARRANTY  
**5**  
Year

WEIGHT LIMIT  
**120**  
Kilogram

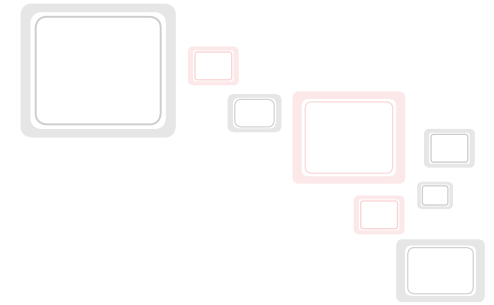
UPHOLSTERED  
IN AUSTRALIA



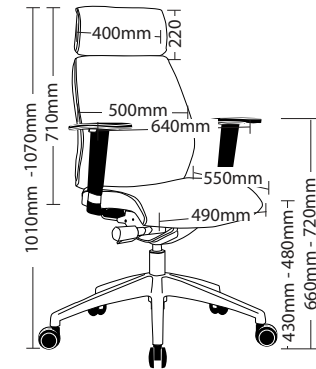
FORGE-H



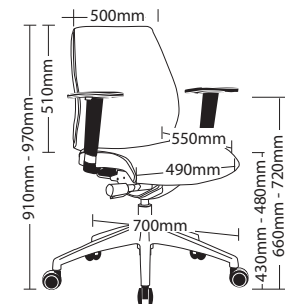
FORGE-L



## SIZE

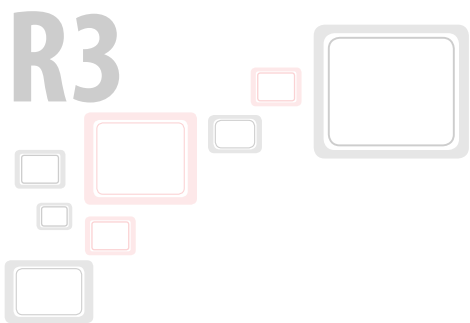


FORGE-H



FORGE-L





# EXECUTIVE SEATING

## REGAL



### FEATURES

- » Adjustable seat height
- » Adjustable seat and back angle
- » Adjustable seat depth
- » Adjustable weight tension
- » Adjustable chrome arms
- » Saddle seat
- » Synchron mechanism with 3 locking positions
- » Moulded back foam
- » Optional headrest
- » 700mm Aluminium base
- » Available in local fabrics
- » 5 Year warranty
- » Weight limit is 130kg

### INSTRUCTIONS OF USE





# REGAL

WARRANTY  
**5**  
Year

WEIGHT LIMIT  
**130**  
Kilogram

UPHOLSTERED  
IN AUSTRALIA



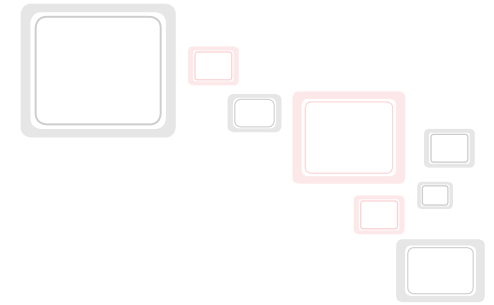
REGAL-H



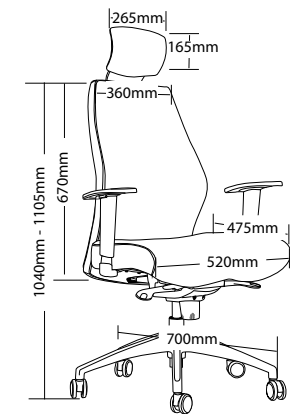
REGAL-L



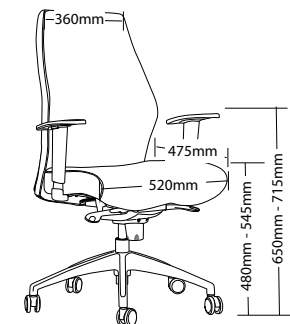
REGAL-H  
Back view



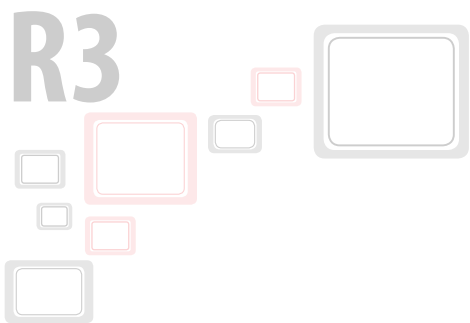
## SIZE



REGAL-H



REGAL-L



# EXECUTIVE SEATING

## AUSTIN



### FEATURES

- » Adjustable seat height
- » Adjustable seat and back angle
- » Adjustable weight tension
- » Adjustable arms
- » Plastic under pan
- » Moulded seat and back foam
- » Synchron mechanism with 3 locking positions
- » 700mm Heavy duty black nylon base
- » Available in local fabrics
- » 5 Year warranty
- » Weight limit is 130kg

### INSTRUCTIONS OF USE

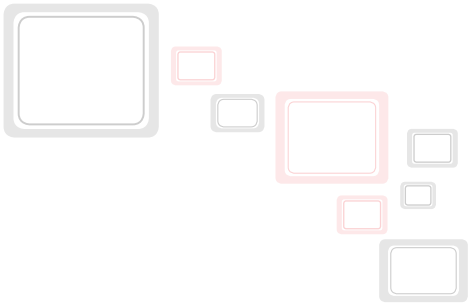


AUSTIN

WARRANTY  
5  
Year

WEIGHT LIMIT  
130  
Kilogram

UPHOLSTERED  
IN AUSTRALIA



AUSTIN-H

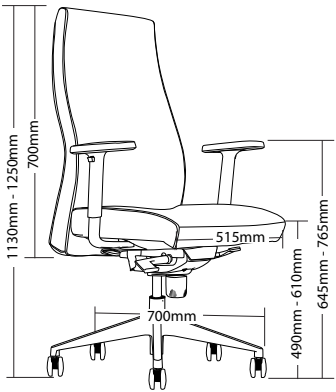


AUSTIN-L

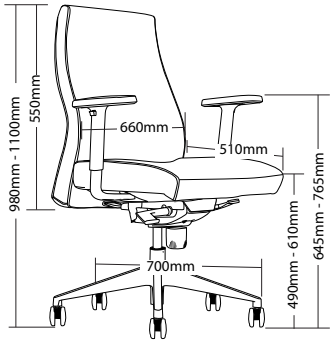


AUSTIN-L  
Back view

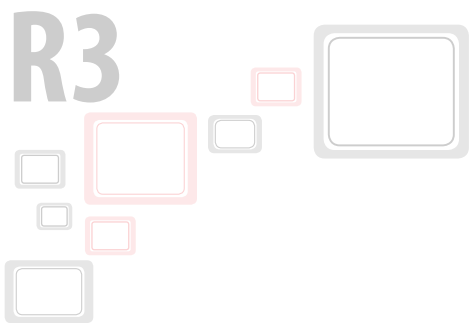
SIZE



AUSTIN-H



AUSTIN-L



# EXECUTIVE SEATING

## ACURA



### FEATURES

#### ACURA-H/ACURA-L FEATURES

- » Adjustable seat height
- » Adjustable seat and back angle
- » Adjustable weight tension
- » Aluminium arms
- » High density foam
- » Knee tilt mechanism with 3 lockable positions
- » 700mm Aluminium base
- » Available in all local fabrics
- » 5 Year Warranty
- » Weight limit is 120kg

#### ACURA VC FEATURES

- » Chrome frame
- » High density foam
- » Available in all local fabrics
- » 5 Year warranty
- » Weight limit is 120kg

### INSTRUCTIONS OF USE

✗ Do not use as a step ladder



ACURA



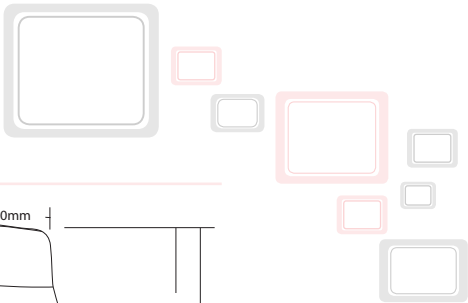
ACURA-H



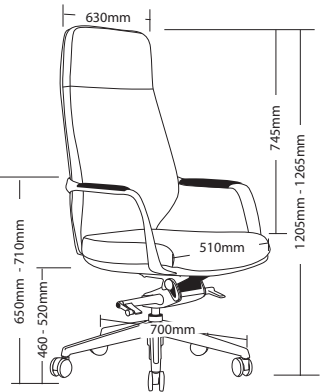
ACURA-L



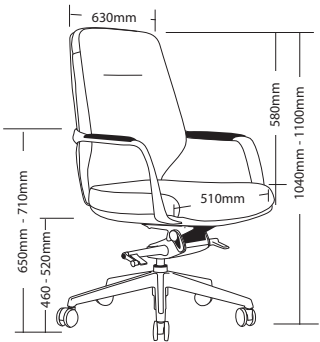
ACURA-VC



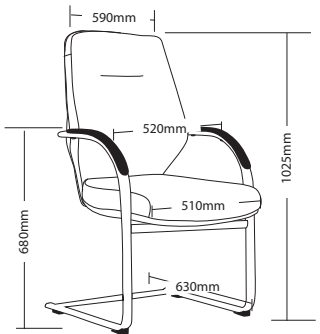
SIZE



ACURA-H



ACURA-L



ACURA-VC

# R4



# HOSPITALITY SEATING

## ASTRA



### FEATURES

- » Cantilever chrome frame
- » Suitable for indoor use only
- » Available in local fabrics
- » 3 Year warranty
- » Weight limit is 120kg

### INSTRUCTIONS OF USE

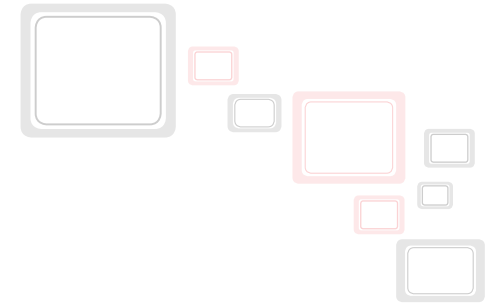




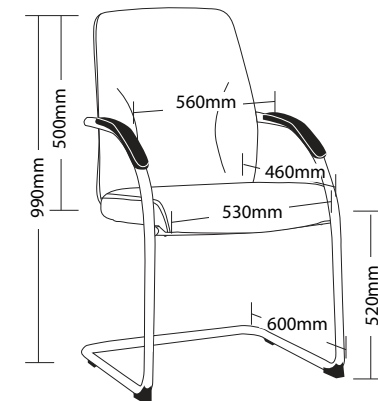
# ASTRA




ASTRA



## SIZE



ASTRA



# HOSPITALITY SEATING

## DONA



### FEATURES

- » Stackable
  - » Maximum 10 chairs on trolley
  - » Maximum 3 chairs on floor
- » Sled base chrome frame
- » Suitable for indoor use only
- » Linkable
- » Plastic arm pads
- » Available in black, red and white plastic
- » Available in local fabrics
- » 3 Year warranty
- » Weight limit is 120kg

### PLASTIC COLOUR



### INSTRUCTIONS OF USE



# DONA

WARRANTY  
**3**  
Year

WEIGHT LIMIT  
**120**  
Kilogram

UPHOLSTERED  
IN AUSTRALIA



DONA-BU



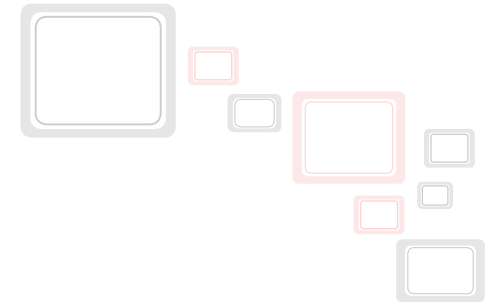
DONA-RU



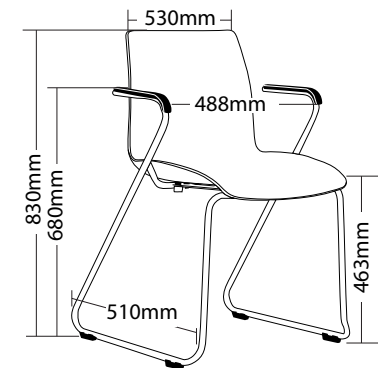
DONA-WU



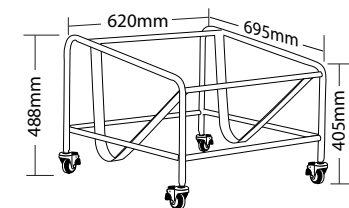
DONA-TRL




## SIZE



DONA



DONA-TRL



# HOSPITALITY SEATING

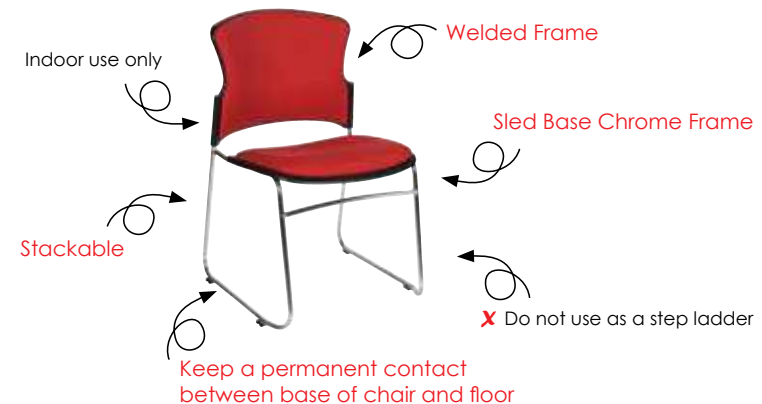
## FOCUS



### FEATURES

- » Multi purpose stackable client chair
  - » Maximum 10 chairs on trolley
  - » Maximum 5 chairs on floor
  - » Not stackable with tablet arms
- » Suitable for indoor only
- » Linkable except with tablet arms or arms
- » BIFMA drop tested
- » Sled chrome base
- » Fully welded frame
- » Fully strengthened plastic back shell
- » Optional left / right hand tablet arms
- » Optional black metal trolley, easy to move when stacked
- » Available in beam seating
- » Available in local fabrics
- » 4 Year warranty
- » Weight limit is 120kg

### INSTRUCTIONS OF USE



# FOCUS

WARRANTY  
**4**  
Year

WEIGHT LIMIT  
**120**  
Kilogram

UPHOLSTERED  
IN AUSTRALIA

BIFMA



FOC-1UA



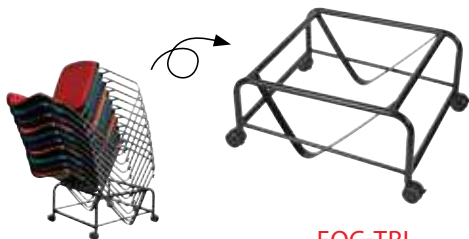
FOC-1U



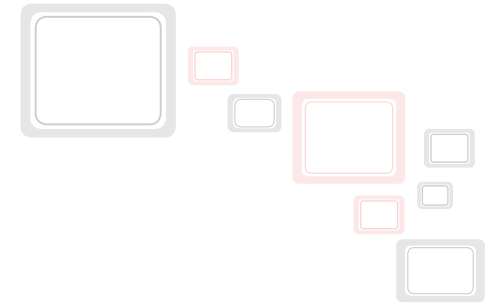
FOC-1UTR



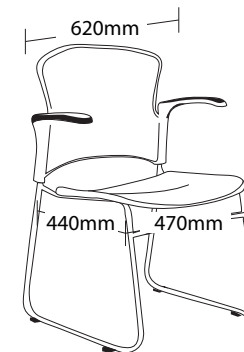
FOC-1UTL



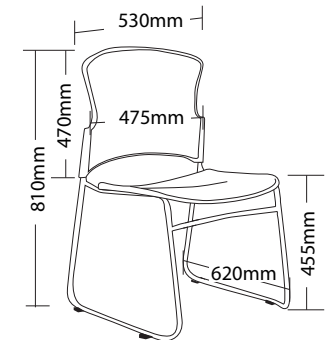
FOC-TRL



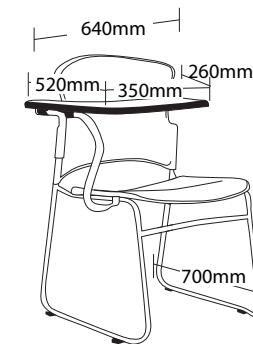
## SIZE



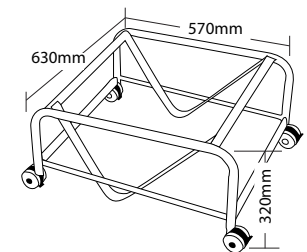
FOC-1A



FOC-1



FOC-1TR



FOC-TRL

# R4



# HOSPITALITY SEATING

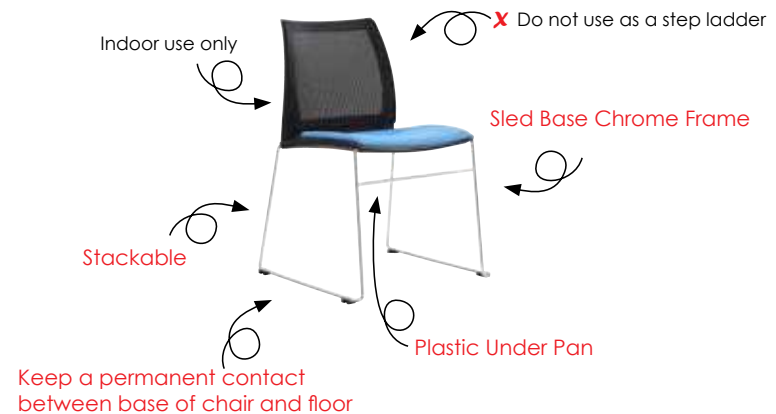
## VINN



### FEATURES

- » Solid steel sled base frame
- » Chrome finish
- » Suitable for indoor use only
- » Black plastic
- » Linkable except with tablet arms or arms
- » Plastic under pan
- » Stackable
  - » Maximum 10 chairs on trolley
  - » Maximum 3 chairs on floor
  - » Maximum 3 chairs with stools
  - » Not stackable with tablet arms
- » Optional plastic or mesh back
- » Optional black metal trolley, easy to move when stacked
- » Available in beam seating
- » Available in local fabrics
- » Back mesh available in Jazz mesh
- » 4 Year warranty
- » Weight limit is 120kg

### INSTRUCTIONS OF USE

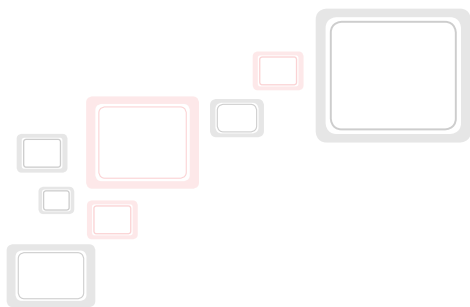




# VINN

BACK MESH AVAILABLE IN JAZZ MESH





# VINN



## FEATURES

- » Solid steel sled base frame
- » Chrome finish
- » Suitable for indoor use only
- » Black plastic
- » Linkable except with tablet arms or arms
- » Plastic under pan
- » Stackable
  - » Maximum 10 chairs on trolley
  - » Maximum 3 chairs on floor
  - » Maximum 3 chairs with stools
  - » Not stackable with tablet arms
- » Optional plastic or mesh back
- » Optional black metal trolley, easy to move when stacked
- » Available in beam seating
- » Available in local fabrics
- » Back mesh available in Jazz mesh
- » 4 Year warranty
- » Weight limit is 120kg



VINN-MBU

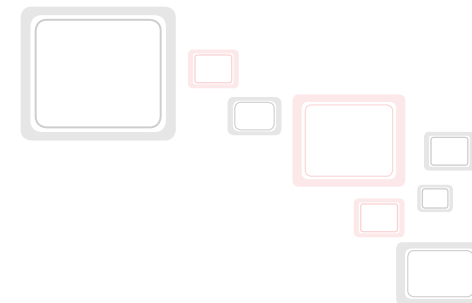


VINN-MBU  
Back view



VINN-MBU  
Side view

VINN



VINN-MBUA



VINN-MBU



VINN-MBUT



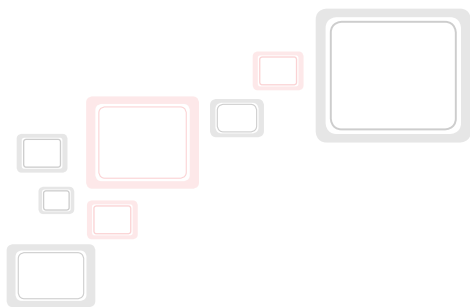
VINN-MBU-ST



VINN-MBU-STA

SIZE

» On next page



# VINN



## FEATURES

- » Solid steel sled base frame
- » Chrome finish
- » Suitable for indoor use only
- » Black plastic
- » Linkable except with tablet arms or arms
- » Plastic under pan
- » Stackable
  - » Maximum 10 chairs on trolley
  - » Maximum 3 chairs on floor
  - » Maximum 3 chairs with stools
  - » Not stackable with tablet arms
- » Optional plastic or mesh back
- » Optional black metal trolley, easy to move when stacked
- » Available in beam seating
- » Available in local fabrics
- » Back mesh available in Jazz mesh
- » 4 Year warranty
- » Weight limit is 120kg



VINN-BUA



VINN-BU



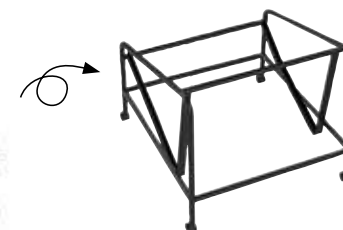
VINN-BUT



VINN-BU-ST

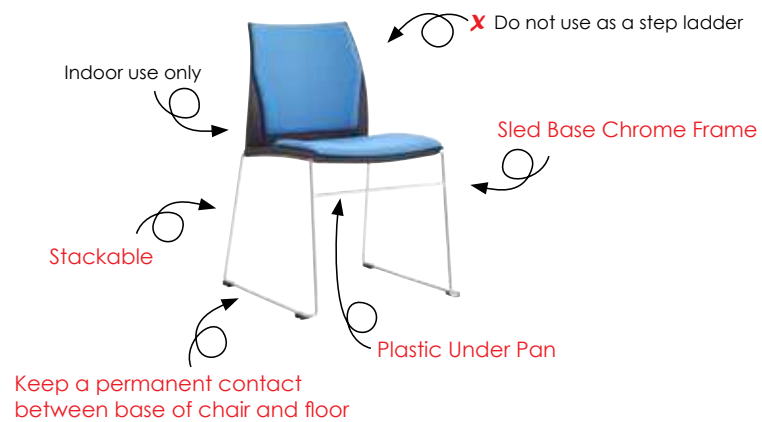


VINN-BU-STA

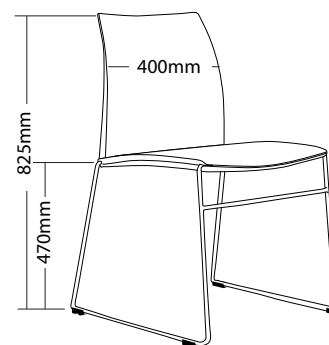


VINN-TRL

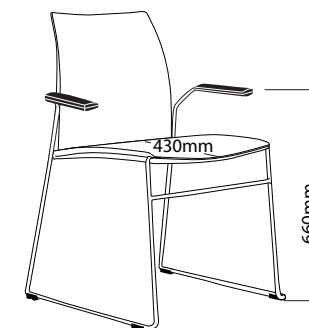
## INSTRUCTIONS OF USE



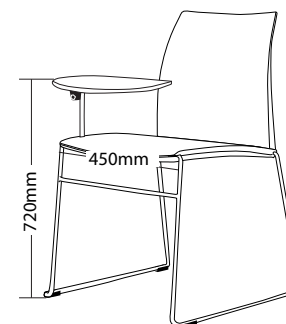
## SIZE



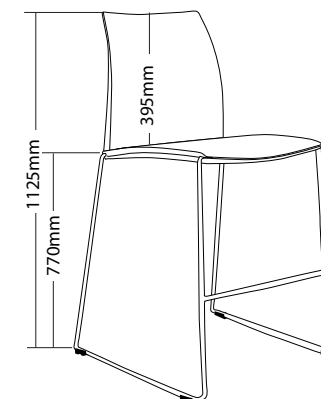
VINN-B



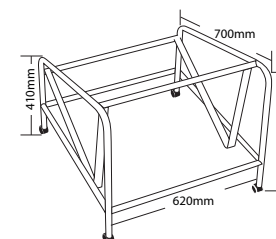
VINN-BA



VINN-BT



VINN-B-ST



VINN-TRL



# HOSPITALITY SEATING

## POD 4 LEG



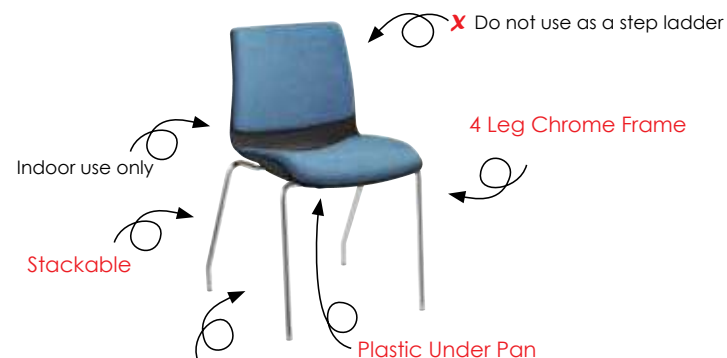
### FEATURES

- » Stackable
  - » Maximum 10 chairs on trolley
  - » Maximum 5 chairs on floor
  - » Maximum 3 chairs with stools
  - » Maximum 3 chairs with tablet arms
- » Suitable for indoor use only
- » Optional tablet arms
- » Optional arms
- » Optional 4 leg or sled base chrome frame
- » Optional black metal trolley, easy to move when stacked
- » Plastic under pan
- » Available in beam seating
- » Available in red, white or black plastic shell
- » Available in local fabrics
- » 4 Year warranty
- » Weight limit is 120kg

### PLASTIC COLOUR



### INSTRUCTIONS OF USE



Keep a permanent contact  
between base of chair and floor



# POD 4 LEG



POD-4RUA



POD-4BU



POD-4WUT



POD-4BUA



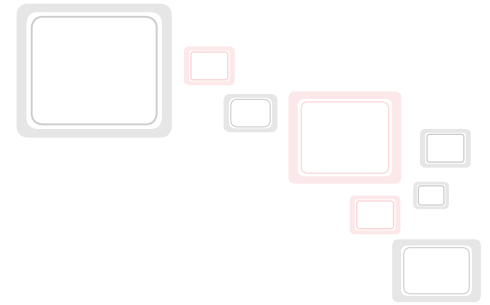
POD-STRU



POD-4WU



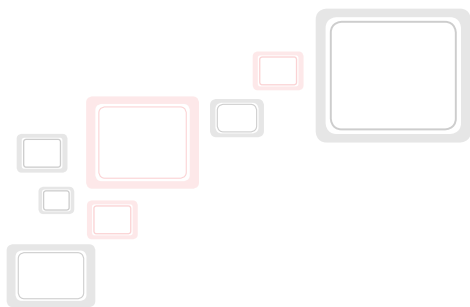
POD-TRL



## SIZE

» On next page





## POD 4 LEG



### PLASTIC COLOUR



B-Black R-Red W-White

### FEATURES

- » Stackable
  - » Maximum 10 chairs on trolley
  - » Maximum 5 chairs on floor
  - » Maximum 3 chairs with stools
  - » Maximum 3 chairs with tablet arms
- » Suitable for indoor use only
- » Optional tablet arms
- » Optional arms
- » Optional 4 leg or sled base chrome frame
- » Optional black metal trolley, easy to move when stacked
- » Plastic under pan
- » Available in beam seating
- » Available in red, white or black plastic shell
- » Available in local fabrics
- » 4 Year warranty
- » Weight limit is 120kg



POD-4RUT



POD-4RU



POD-STWU



POD-4BUT

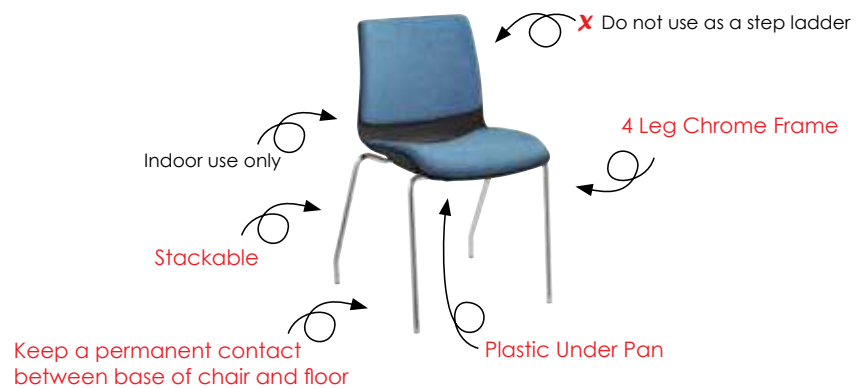


POD-STBU

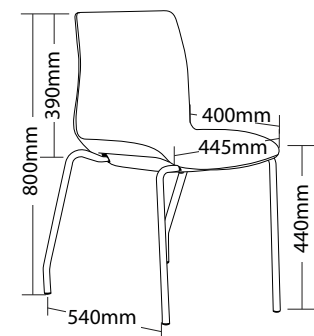


POD-4WUA

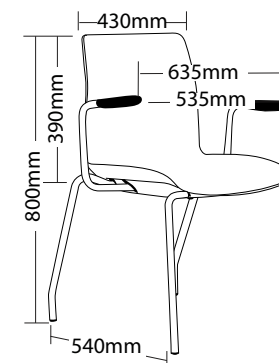
## INSTRUCTIONS OF USE



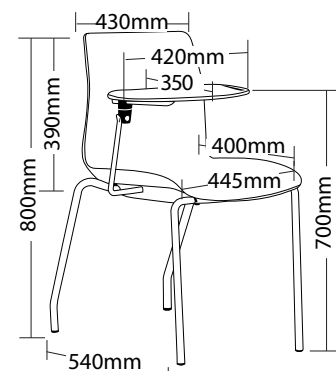
## SIZE



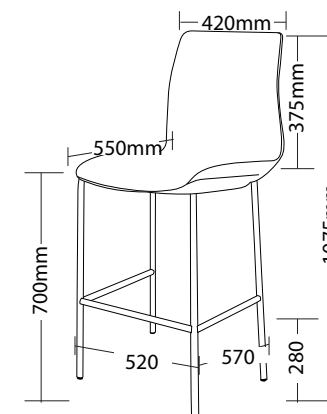
POD-4



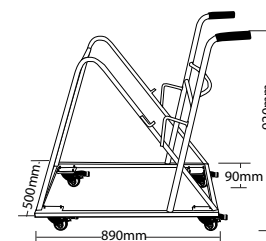
POD-4A



POD-4T



POD-ST



POD-TRL



# HOSPITALITY SEATING

## POD SLED



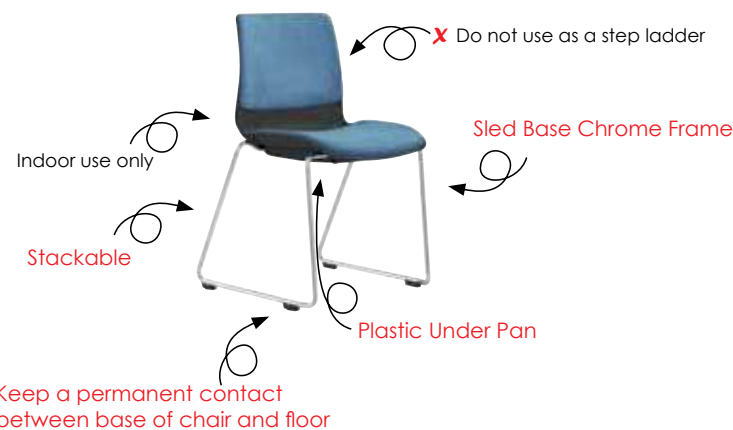
### FEATURES

- » Stackable
  - » Maximum 10 chairs on trolley
  - » Maximum 5 chairs on floor
  - » Not stackable with tablet arms
- » Suitable for indoor use only
- » Optional tablet arms
- » Optional arms
- » Optional 4 leg or sled base chrome frame
- » Optional black metal trolley, easy to move when stacked
- » Plastic under pan
- » Available in beam seating
- » Available in red, white or black plastic shell
- » Available in local fabrics
- » 4 Year warranty
- » Weight limit is 120kg

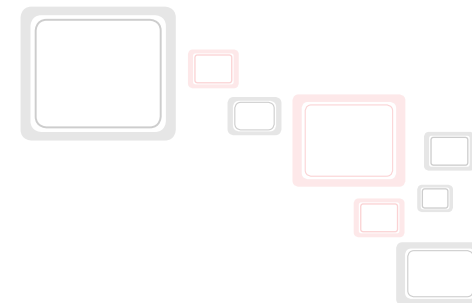
### PLASTIC COLOUR



### INSTRUCTIONS OF USE

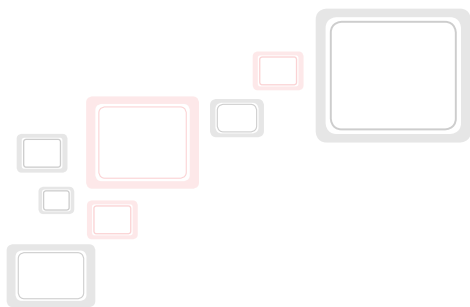


# POD SLED



## SIZE

» On next page



## POD SLED



### PLASTIC COLOUR



B-Black R-Red W-White

### FEATURES

- » Stackable
  - » Maximum 10 chairs on trolley
  - » Maximum 5 chairs on floor
  - » Not stackable with tablet arms
- » Suitable for indoor use only
- » Optional tablet arms
- » Optional arms
- » Optional 4 leg or sled base chrome frame
- » Optional black metal trolley, easy to move when stacked
- » Plastic under pan
- » Available in beam seating
- » Available in red, white or black plastic shell
- » Available in local fabrics
- » 4 Year warranty
- » Weight limit is 120kg



POD-SRUT



POD-SRU



POD-SBUT

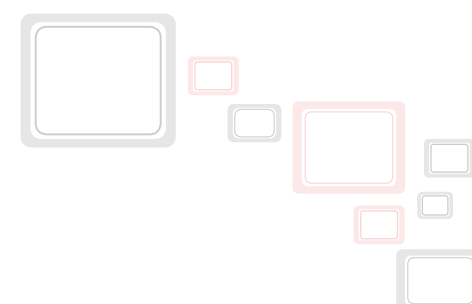


POD-TRL

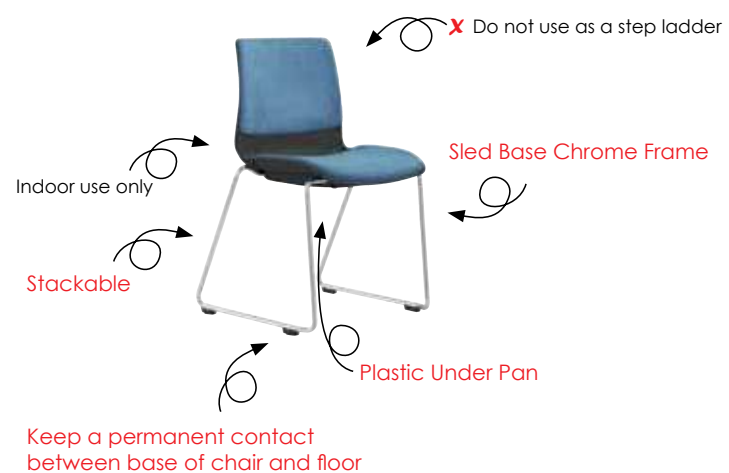


POD-SWUA

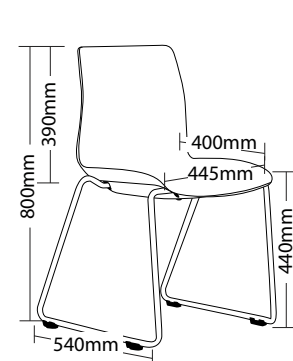




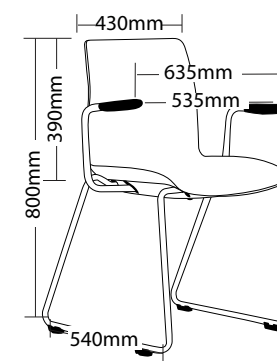
## INSTRUCTIONS OF USE



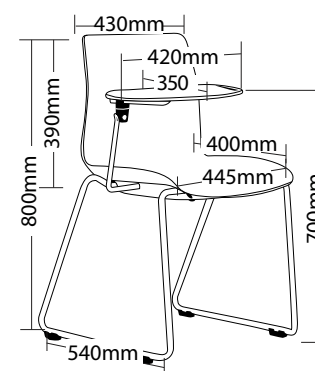
## SIZE



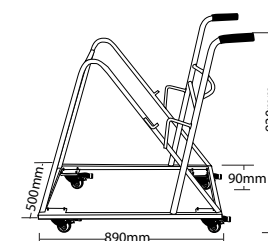
POD-S



POD-SA




POD-ST



POD-TRL

# R4



# HOSPITALITY SEATING

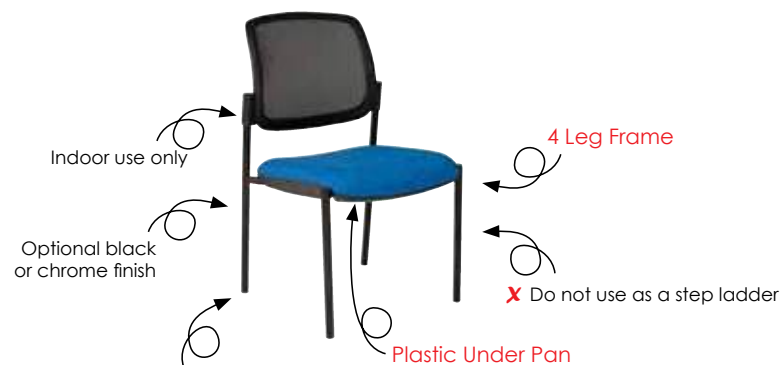
## MAXI 4 LEG



### FEATURES

- » Available with or without arms
- » Optional black or chrome finish
- » 4 leg frame
- » Plastic under pan
- » Plastic outer back (Upholstered back only)
- » Optional upholstered or mesh back
- » Available in beam seating
- » Available in local fabrics
- » Back mesh available in Jazz mesh
- » AFRDI approved to level 6
- » 5 Year warranty
- » Weight limit is 120kg

### INSTRUCTIONS OF USE

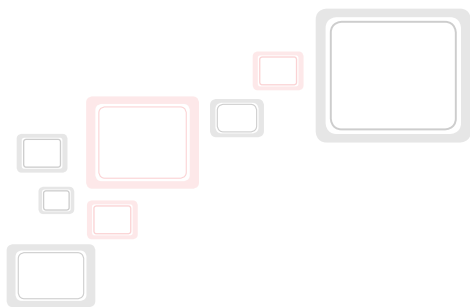


Keep a permanent contact  
between base of chair and floor

# MAXI

BACK MESH AVAILABLE IN JAZZ MESH





## MAXI 4 LEG



### FEATURES

- » Available with or without arms
- » Optional black or chrome finish
- » 4 leg frame
- » Plastic under pan
- » Plastic outer back (Upholstered back only)
- » Optional upholstered or mesh back
- » Available in beam seating
- » Available in local fabrics
- » Back mesh available in Jazz mesh
- » AFRDI approved to level 6
- » 5 Year warranty
- » Weight limit is 120kg



MM1B



MM1B  
Back view



MM1B  
Side view

# MAXI 4 LEG



MM1BC



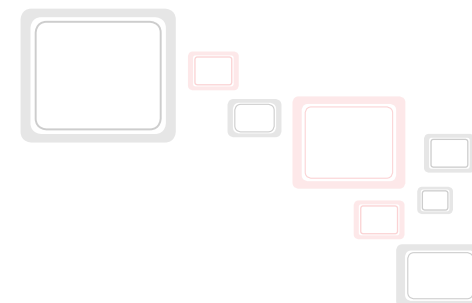
MM1B



MM1C

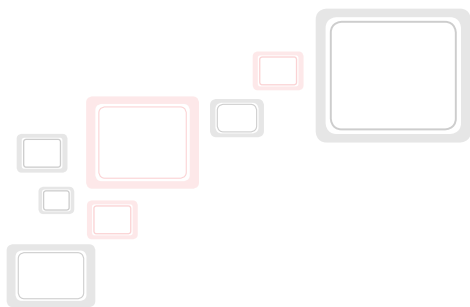


MM1



## SIZE

» On next page



## MAXI 4 LEG



### FEATURES

- » Available with or without arms
- » Optional black or chrome finish
- » 4 leg frame
- » Plastic under pan
- » Plastic outer back (Upholstered back only)
- » Optional upholstered or mesh back
- » Available in beam seating
- » Available in local fabrics
- » Back mesh available in Jazz mesh
- » AFRDI approved to level 6
- » 5 Year warranty
- » Weight limit is 120kg



M1BC



M1B

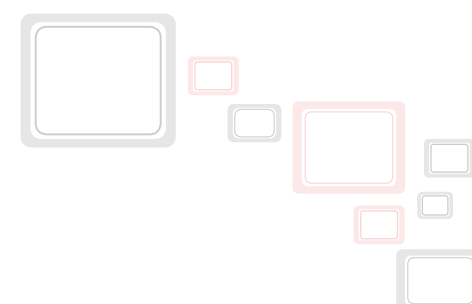


M1C

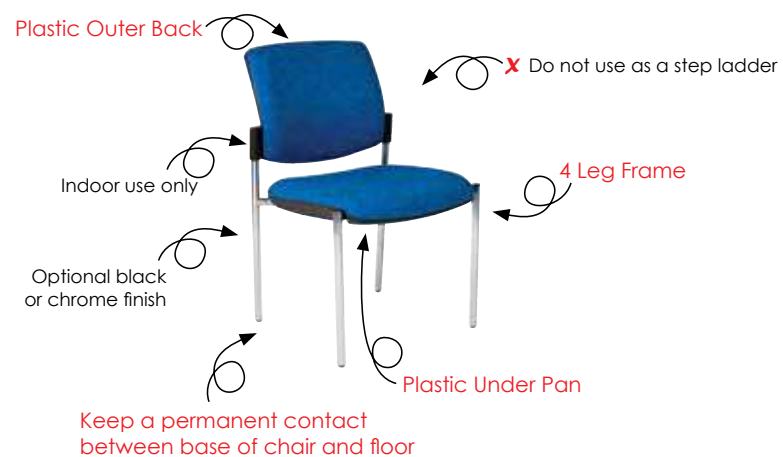


M1

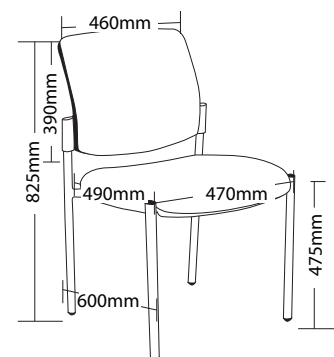




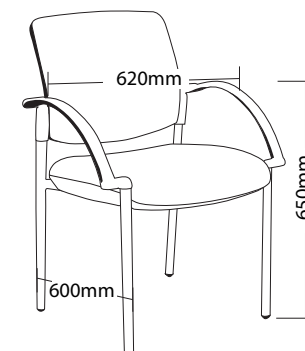
## INSTRUCTIONS OF USE



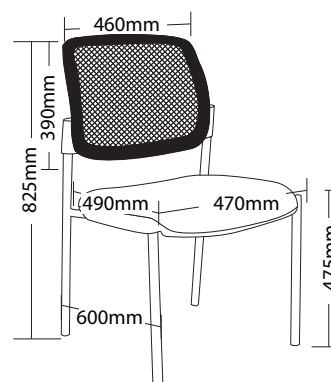
## SIZE



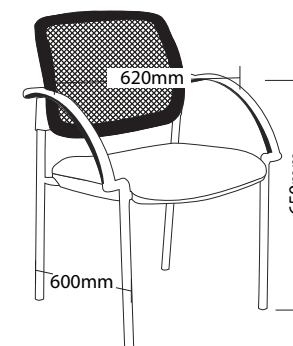
M1




M1B



MM1



MM1B



# HOSPITALITY SEATING


## MAXI SLED



### FEATURES

- » Available with or without arms
- » Optional black or chrome finish
- » Sled base frame
- » Plastic under pan
- » Plastic outer back (Upholstered back only)
- » Optional upholstered or mesh back
- » Stackable except with arms (Limit of 3)
- » Available in beam seating
- » Available in local fabrics
- » AFRDI approved to level 6
- » 5 Year warranty
- » Weight limit is 120kg

### INSTRUCTIONS OF USE



# MAXI SLED



M4AC



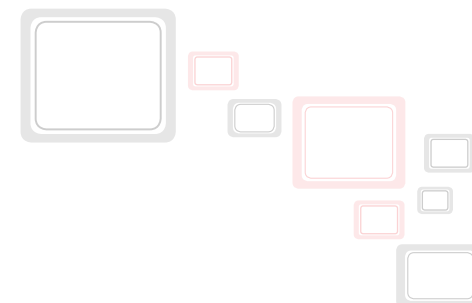
M4C



M4A

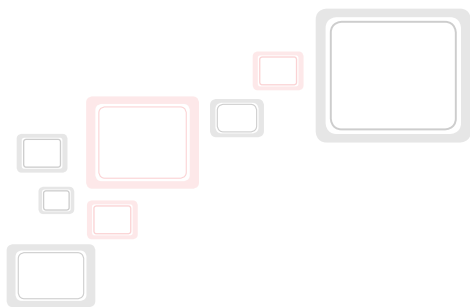


M4



## SIZE

» On next page



## MAXI SLED



### FEATURES

- » Available with or without arms
- » Optional black or chrome finish
- » Sled base frame
- » Plastic under pan
- » Plastic outer back (Upholstered back only)
- » Optional upholstered or mesh back
- » Stackable except with arms (Limit of 3)
- » Available in beam seating
- » Available in local fabrics
- » Back mesh available in Jazz mesh
- » AFRDI approved to level 6
- » 5 Year warranty
- » Weight limit is 120kg



MM4AC



MM4C

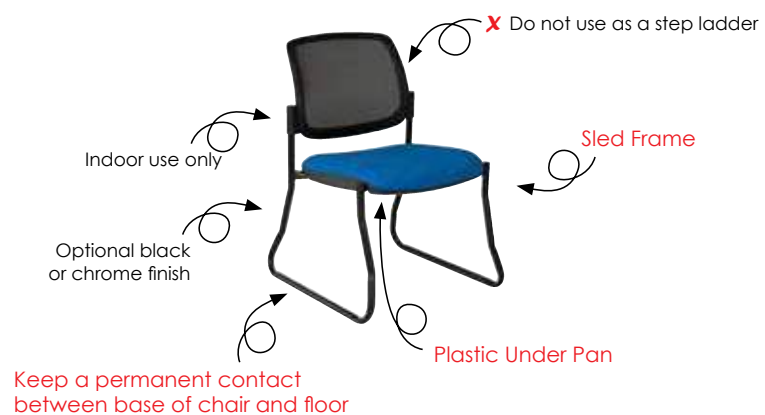


MM4A

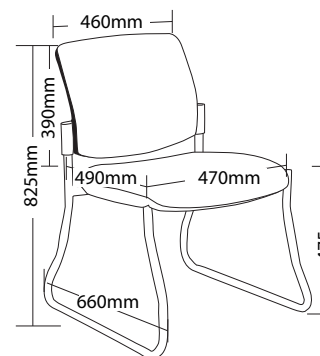


MM4

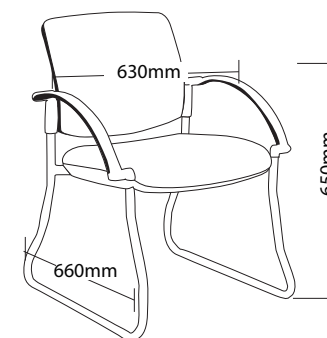
## INSTRUCTIONS OF USE



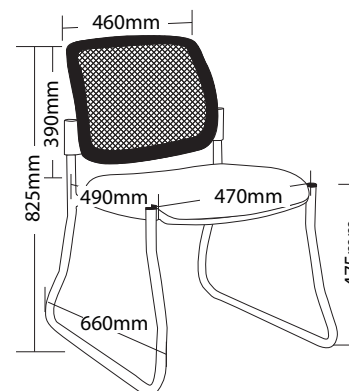
## SIZE



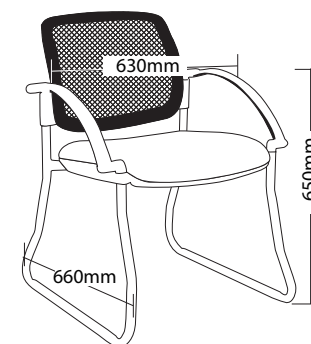
M4



M4A



MM4C



MM4AC

# R4



# HOSPITALITY SEATING

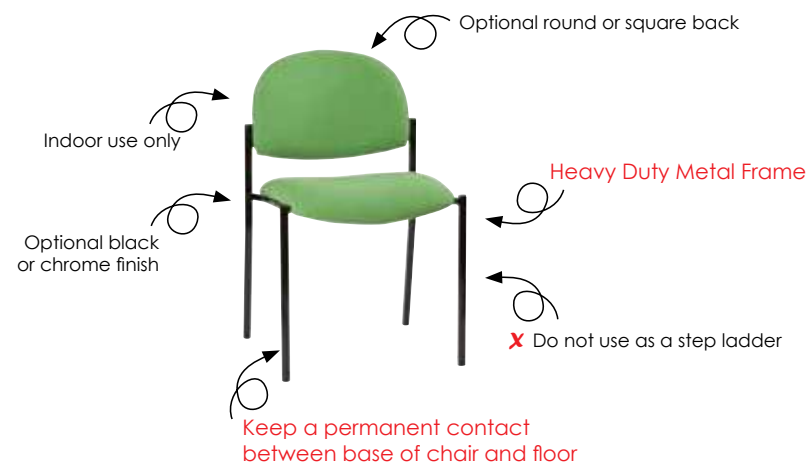
## VERA



### FEATURES

- » Heavy duty metal frame
- » Optional 4 leg or sled base
- » Stackable
  - » Maximum 4 chairs with 4 leg base on floor
  - » Maximum 3 chairs with sled base on floor
  - » Not stackable with sled base with arms
- » Optional black or chrome finish
- » Optional round or square back
- » Optional tablet arms
- » Suitable for indoor use only
- » Available in local fabrics
- » 5 Year warranty
- » Weight limit is 120kg

### INSTRUCTIONS OF USE





VERA



VC400-AC



VC400-A



VC400



VC100-B



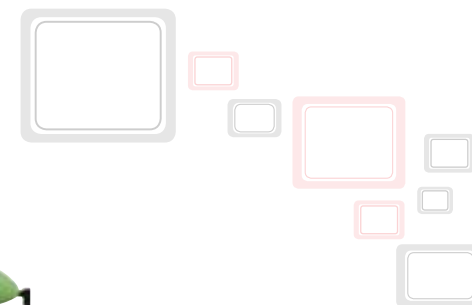
VC100



VC100-TR

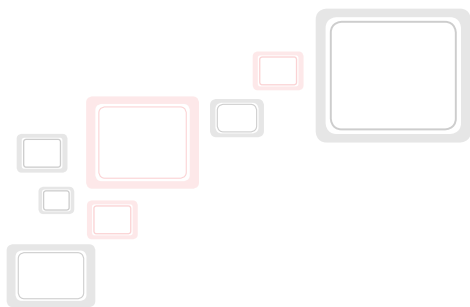


VC100-TL



#### SIZE

» On next page



## VERA



### FEATURES

- » Heavy duty metal frame
- » Optional 4 leg or sled base
- » Stackable
  - » Maximum 4 chairs with 4 leg base on floor
  - » Maximum 3 chairs with sled base on floor
  - » Not stackable with sled base with arms
- » Optional black or chrome finish
- » Optional round or square back
- » Optional tablet arms
- » Suitable for indoor use only
- » Available in local fabrics
- » 5 Year warranty
- » Weight limit is 120kg



OGVC400-AC



OGVC400-A



OGVC400



OGVC100-B



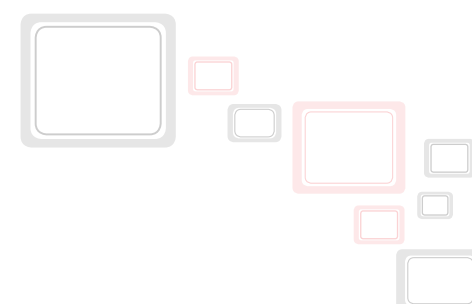
OGVC100



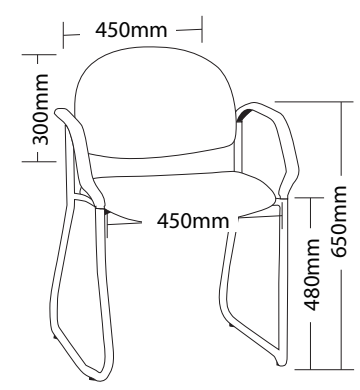
OGVC100-TR



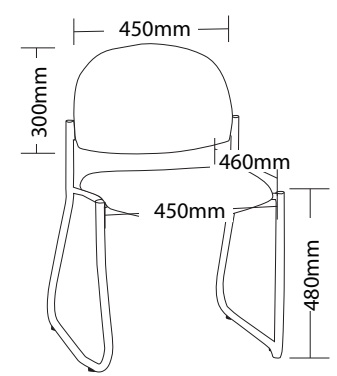
OGVC400-TR



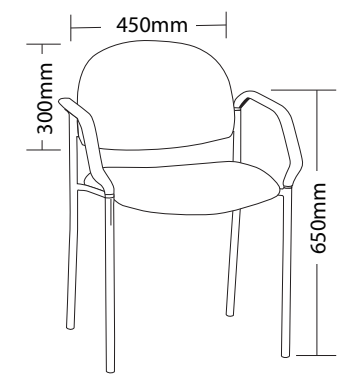
SIZE



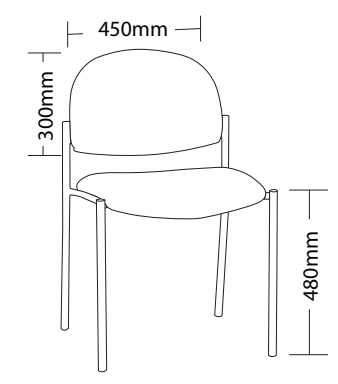
VC400-A



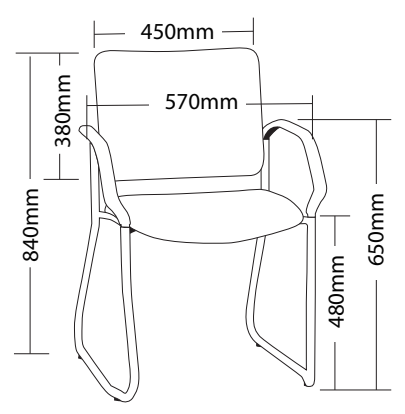
VC400



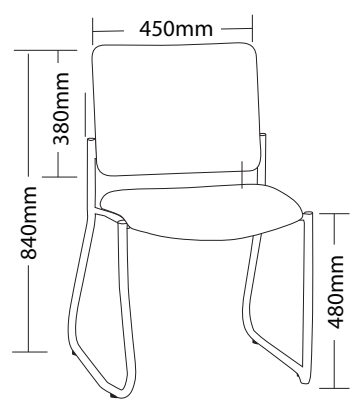
VC100-B



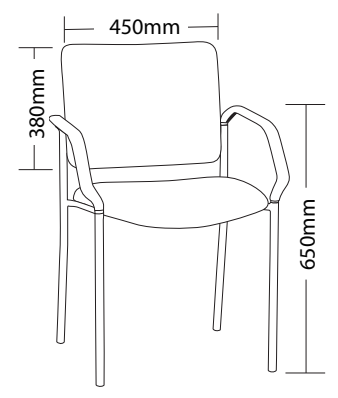
VC100



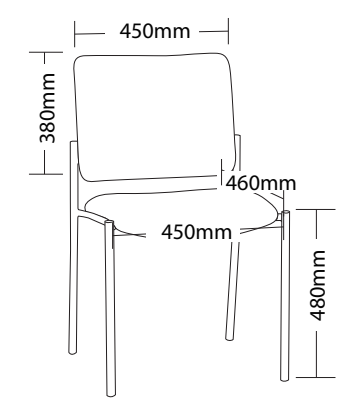
OGVC400-A



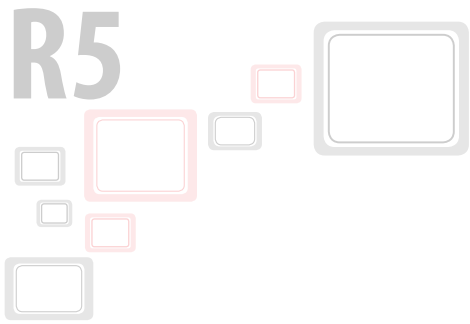
OGVC400



OGVC100-B



OGVC100



# BEAM SEATING

## MAXI BEAM



### FEATURES

- » Optional fully upholstered back or mesh
- » Optional 2, 3 or 4 seater
- » Suitable for indoor use only
- » Plastic under pan
- » Plastic outer back
- » Adjustable feet
- » Black metal frame
- » Available in local fabrics
- » Back mesh available in Jazz mesh
- » 4 Year warranty
- » Weight limit for 2 seater is 200kg
- » Weight limit for 3 seater is 300kg
- » Weight limit for 4 seater is 350kg



# MAXI BEAM

WEIGHT LIMIT  
**200**  
Kilogram



M-BEAM 2



M-BEAM 2  
Back view

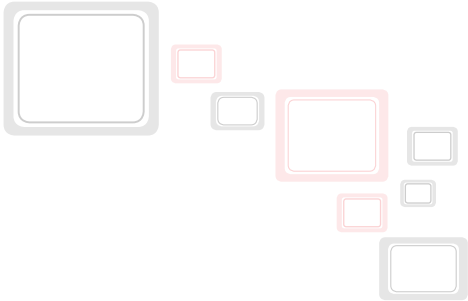


Available in Jazz Mesh

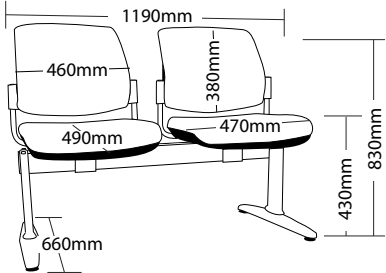
WEIGHT LIMIT  
**200**  
Kilogram



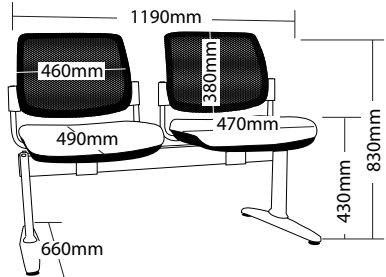
MM-BEAM 2



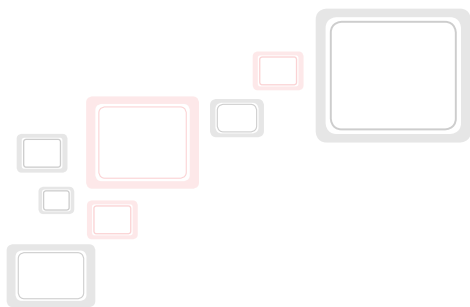
## SIZE



M-BEAM 2



MM-BEAM 2



## MAXI BEAM



### FEATURES

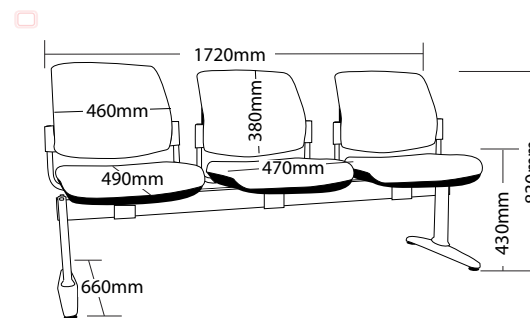
- » Optional fully upholstered back or mesh
- » Optional 2, 3 or 4 seater
- » Suitable for indoor use only
- » Plastic under pan
- » Plastic outer back
- » Adjustable feet
- » Black metal frame
- » Available in local fabrics
- » Back mesh available in Jazz mesh
- » 4 Year warranty
- » Weight limit for 2 seater is 200kg
- » Weight limit for 3 seater is 300kg
- » Weight limit for 4 seater is 350kg

WEIGHT LIMIT  
**300**  
Kilogram



M-BEAM 3

### SIZE

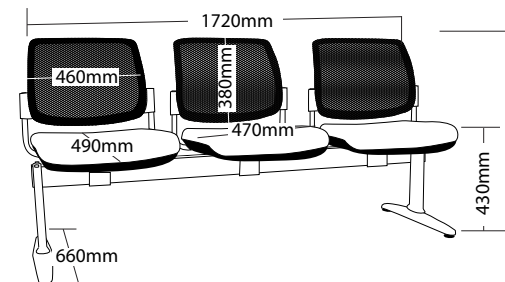
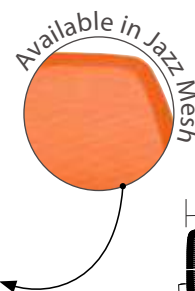


M-BEAM 3

WEIGHT LIMIT  
**300**  
Kilogram



MM-BEAM 3



MM-BEAM 3

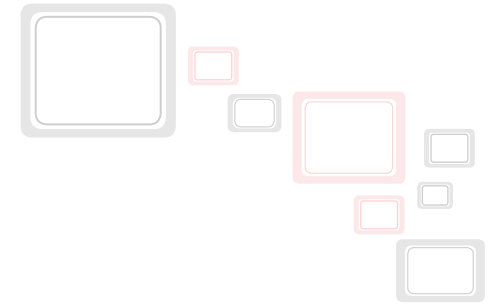




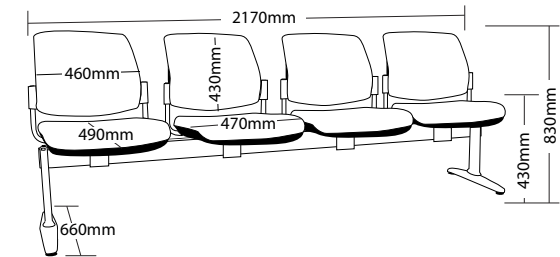
M-BEAM 4



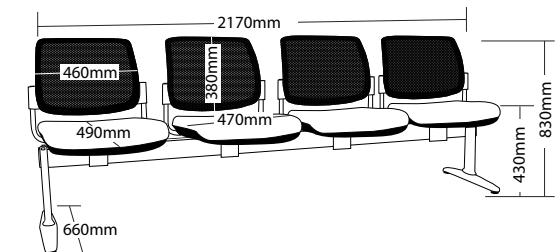
MM-BEAM 4



## SIZE



M-BEAM 4



MM-BEAM 4



# BEAM SEATING

## FOCUS BEAM

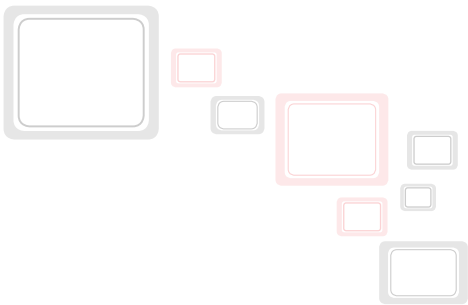


### FEATURES

- » Optional 2 or 3 seater
- » Suitable for indoor use only
- » Fully welded black metal frame
- » Twin seat support bars
- » Adjustable feet
- » Available in local fabrics
- » 4 Year warranty
- » Weight limit for 2 seater is 200kg
- » Weight limit for 3 seater is 300kg



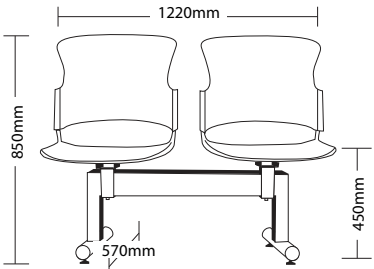
# FOCUS BEAM



WEIGHT LIMIT  
**200**  
Kilogram

F-BEAM 2U

## SIZE

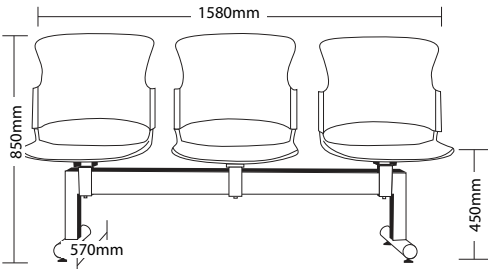


F-BEAM 2

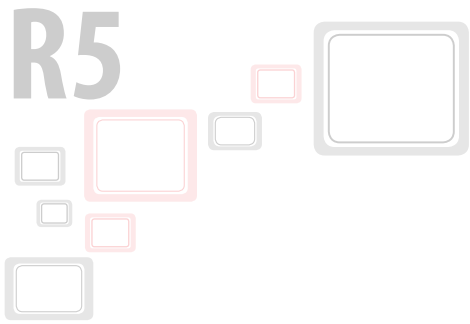


WEIGHT LIMIT  
**300**  
Kilogram

F-BEAM 3U



F-BEAM 3



# BEAM SEATING

## VINN BEAM



### FEATURES

- » Optional 2, 3 or 4 seater
- » Suitable for indoor use only
- » Heavy duty black metal beam frame
- » Adjustable feet
- » Optional plastic or mesh back
- » Black plastic
- » Available in local fabrics
- » 4 Year warranty
- » Weight limit for 2 seater is 180kg
- » Weight limit for 3 seater is 250kg
- » Weight limit for 4 seater is 300kg



# VINN BEAM

WEIGHT LIMIT  
**180**  
Kilogram



V-BEAM 2U



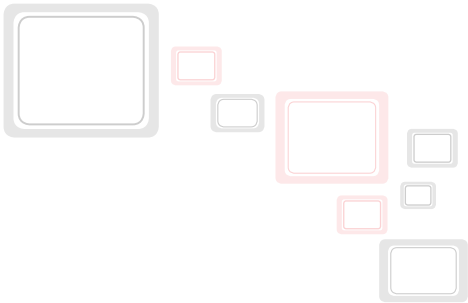
Back view



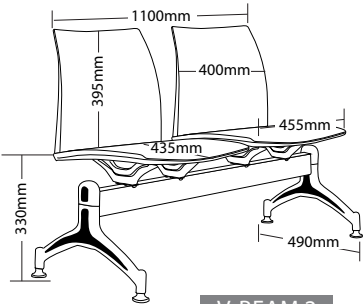
WEIGHT LIMIT  
**180**  
Kilogram



V-BEAM 2MU



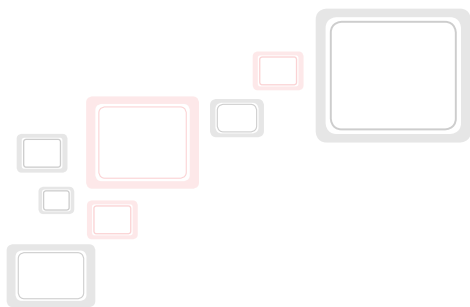
## SIZE



V-BEAM 2



Front view



## VINN BEAM



### FEATURES

- » Optional 2, 3 or 4 seater
- » Suitable for indoor use only
- » Heavy duty black metal beam frame
- » Adjustable feet
- » Optional plastic or mesh back
- » Black plastic
- » Available in local fabrics
- » Back mesh available in Jazz mesh
- » 4 Year warranty
- » Weight limit for 2 seater is 180kg
- » Weight limit for 3 seater is 250kg
- » Weight limit for 4 seater is 300kg

WEIGHT LIMIT  
**250**  
Kilogram



V-BEAM 3U

WEIGHT LIMIT  
**250**  
Kilogram



V-BEAM 3MU





WEIGHT LIMIT  
**300**  
Kilogram



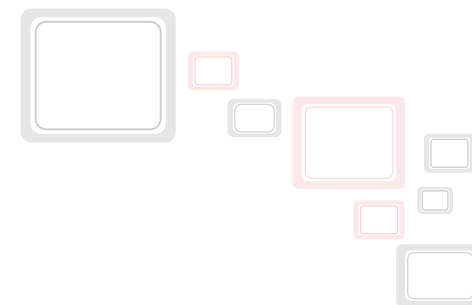
V-BEAM 4U

WEIGHT LIMIT  
**300**  
Kilogram

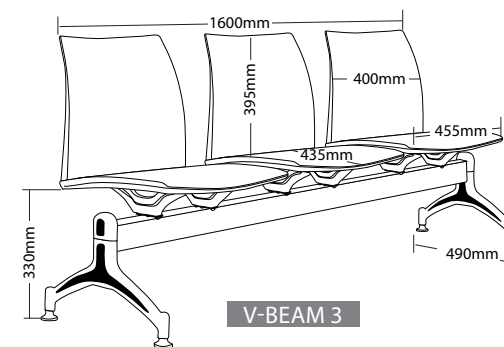


V-BEAM 4MU

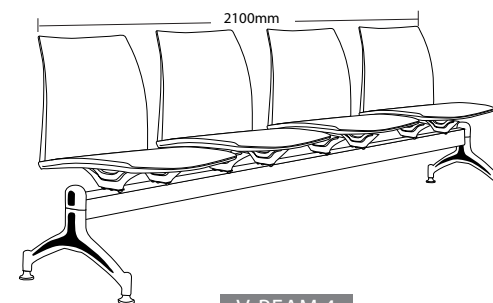
Available in Jazz Mesh



## SIZE



V-BEAM 3



V-BEAM 4



# BEAM SEATING

## POD BEAM



### FEATURES

- » Optional 2, 3 or 4 seater
- » Suitable for indoor use only
- » Heavy duty black metal beam frame
- » Adjustable feet
- » Available in black, red and white plastic
- » Available in local fabrics
- » 4 Year warranty
- » Weight limit for 2 seater is 200kg
- » Weight limit for 3 seater is 300kg
- » Weight limit for 4 seater is 350kg

### PLASTIC COLOUR



# POD BEAM

WEIGHT LIMIT  
**200**  
Kilogram



P-BEAM 2RU

WEIGHT LIMIT  
**200**  
Kilogram



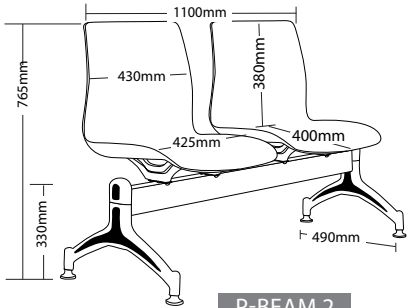
P-BEAM 2WU

WEIGHT LIMIT  
**200**  
Kilogram

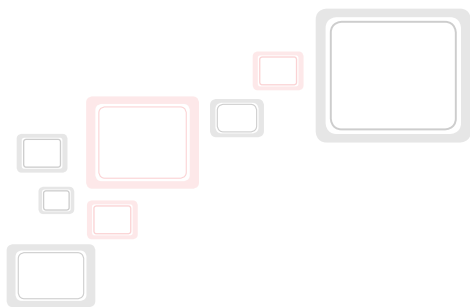


P-BEAM 2BU

## SIZE



P-BEAM 2



## POD BEAM



### PLASTIC COLOUR



B-Black R-Red W-White

### FEATURES

- » Optional 2, 3 or 4 seater
- » Suitable for indoor use only
- » Heavy duty black metal beam frame
- » Adjustable feet
- » Available in black, red and white plastic
- » Available in local fabrics
- » 4 Year warranty
- » Weight limit for 2 seater is 200kg
- » Weight limit for 3 seater is 300kg
- » Weight limit for 4 seater is 350kg



P-BEAM 3WU



P-BEAM 3BU



P-BEAM 3RU

WEIGHT LIMIT  
**350**  
Kilogram



P-BEAM 4BU

WEIGHT LIMIT  
**350**  
Kilogram



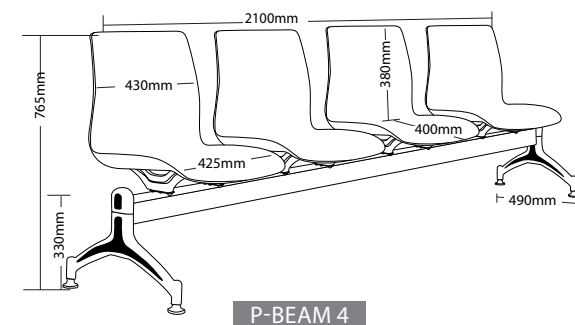
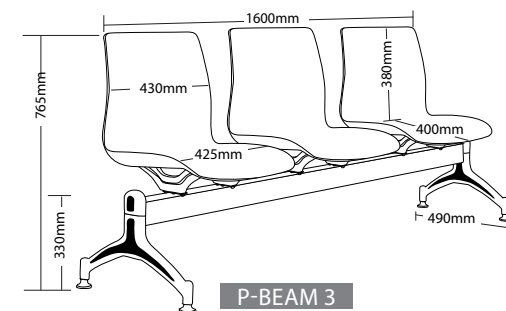
P-BEAM 4WU

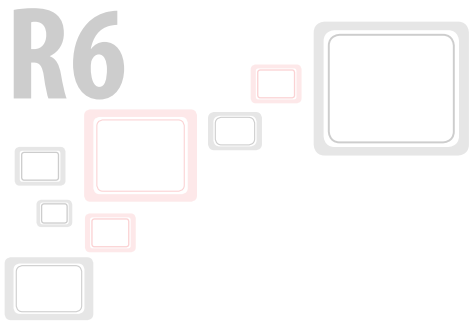
WEIGHT LIMIT  
**350**  
Kilogram



P-BEAM-4RU

#### SIZE





# BREAKOUT SEATING

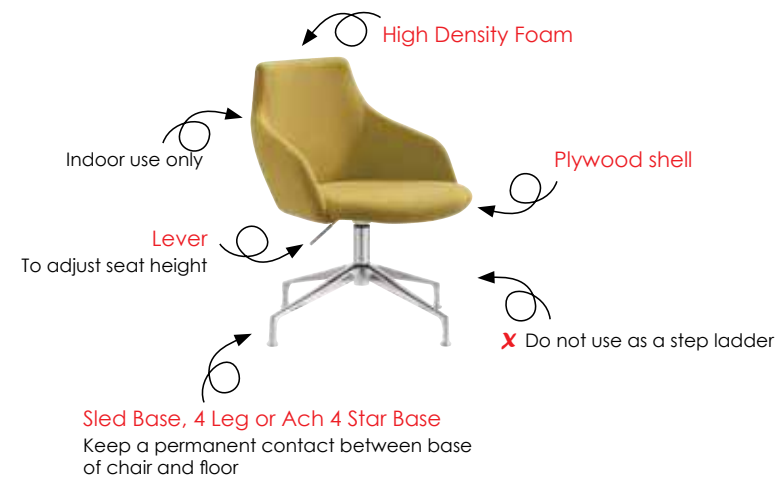
## GOLD



### FEATURES

- » Plywood shell
- » Optional chrome sled base
- » Optional 700mm chrome 4 leg frame
- » Optional high arch aluminium 4 star base
- » High density foam
- » Adjustable seat height with 4 star base
- » Suitable for indoor use only
- » Available in local fabrics
- » 5 Year warranty
- » Weight limit is 130kg

### INSTRUCTIONS OF USE





**GOLD**



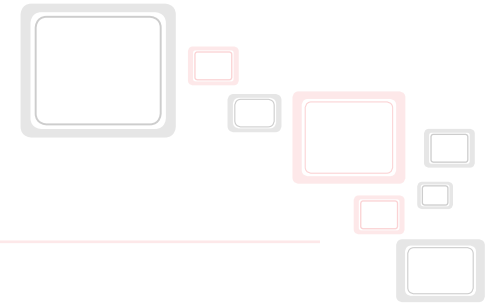
**GOLD-AB**



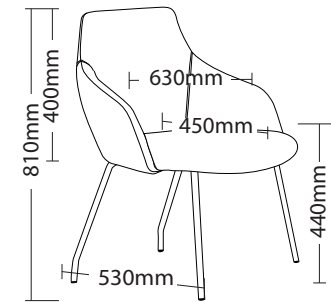
**GOLD-SB**



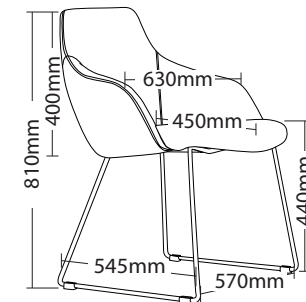
**GOLD-4L**



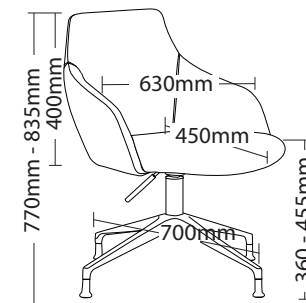
**SIZE**



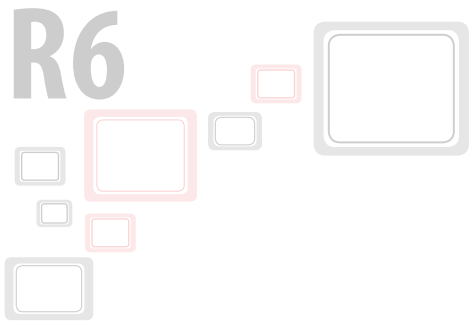
**GOLD-4L**



**GOLD-SB**



**GOLD-AB**



# BREAKOUT SEATING

## HULA



### FEATURES

- » Plywood shell
- » Adjustable seat height
- » 660mm Aluminium 4 Star base
- » High density foam
- » Suitable for indoor use only
- » Available in local fabrics
- » Minor assembly required
- » 5 Year warranty
- » Weight limit is 120kg

### INSTRUCTIONS OF USE



# HULA

WARRANTY  
**5**  
Year

WEIGHT LIMIT  
**120**  
Kilogram

UPHOLSTERED  
IN AUSTRALIA



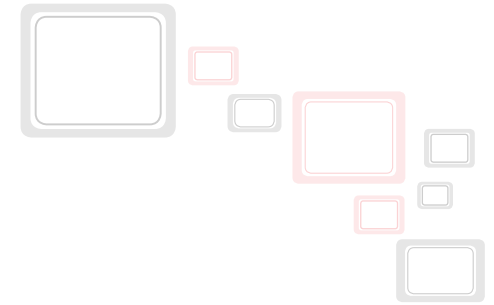
HULA-U



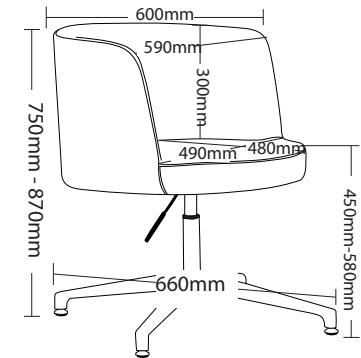
Back view



Side view



## SIZE



HULA



# BREAKOUT SEATING

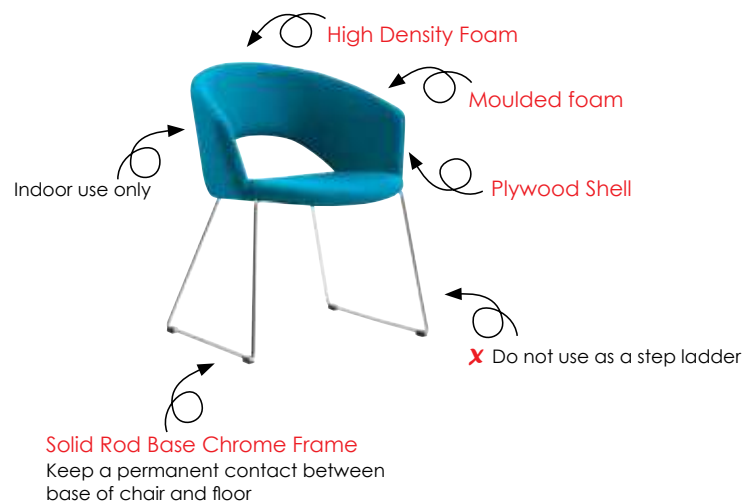
## TONIC



### FEATURES

- » Plywood shell
- » Solid rod base chrome frame
- » High density foam
- » Moulded foam
- » Suitable for indoor use only
- » Available in local fabrics
- » 5 Year warranty
- » Weight limit is 120kg

### INSTRUCTIONS OF USE



# TONIC

WARRANTY  
**5**  
Year

WEIGHT LIMIT  
**120**  
Kilogram

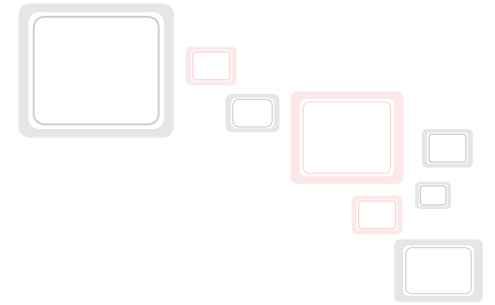
UPHOLSTERED  
IN AUSTRALIA



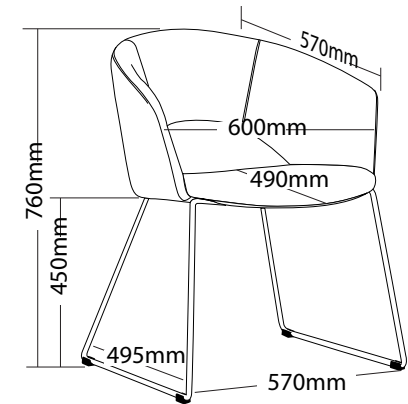
TONIC-U



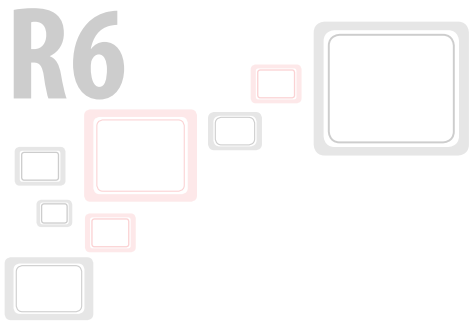
Back view



## SIZE



TONIC



# BREAKOUT SEATING

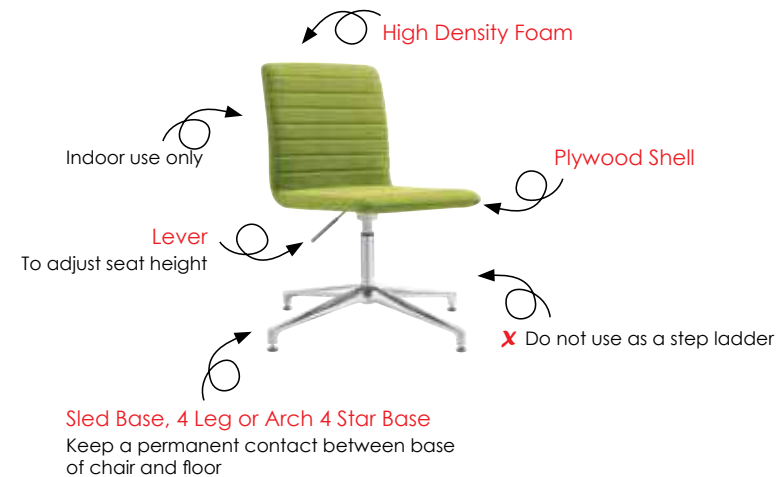
## SMOKE



### FEATURES

- » Plywood shell
- » Optional chrome sled base
- » Optional chrome 4 leg frame
- » Optional 660mm aluminium 4 star base
- » High density foam
- » Adjustable seat height with 4 star base
- » Suitable for indoor use only
- » Available in local fabrics
- » 5 Year warranty
- » Weight limit is 130kg

### INSTRUCTIONS OF USE





# SMOKE



SMOKE-AB

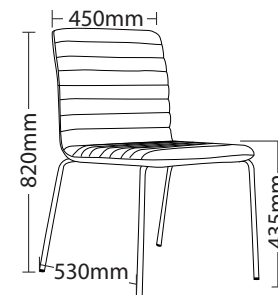


SMOKE-SB

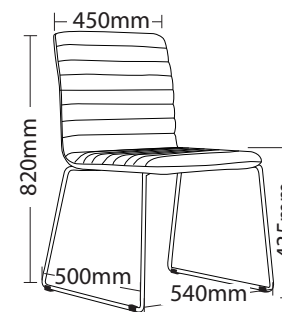


SMOKE-4L

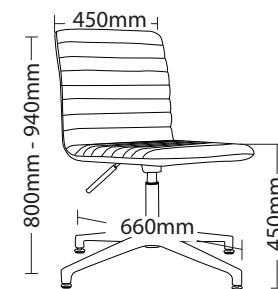
## SIZE



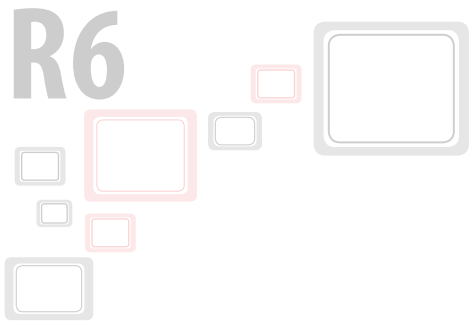
SMOKE-4L



SMOKE-SB



SMOKE-AB



# BREAKOUT SEATING

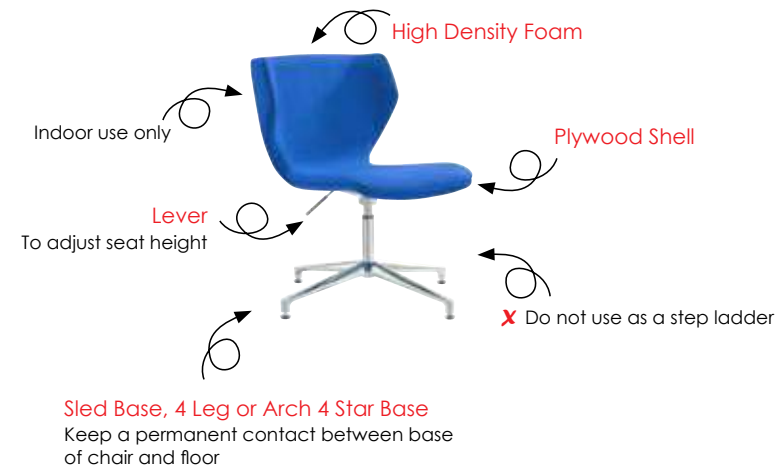
## YARD



### FEATURES

- » Plywood shell
- » Optional chrome sled base
- » Optional chrome 4 leg frame
- » Optional 660mm aluminium 4 star base
- » High density foam
- » Adjustable seat height with 4 star base
- » Suitable for indoor use only
- » Available in local fabrics
- » 3 Year warranty
- » Weight limit is 130kg

### INSTRUCTIONS OF USE



**YARD**

WARRANTY  
**3**  
Year

WEIGHT LIMIT  
**130**  
Kilogram

UPHOLSTERED  
IN AUSTRALIA



YARD-AB

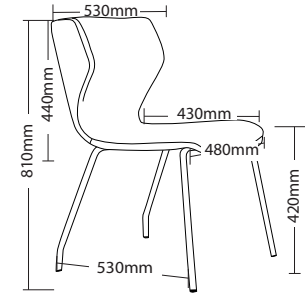


YARD-SB

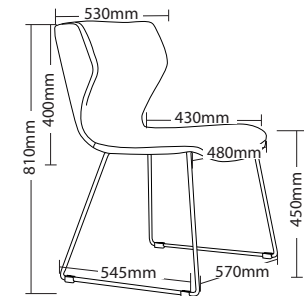


YARD-4L

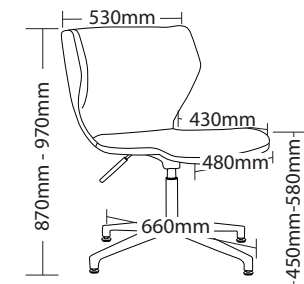
SIZE



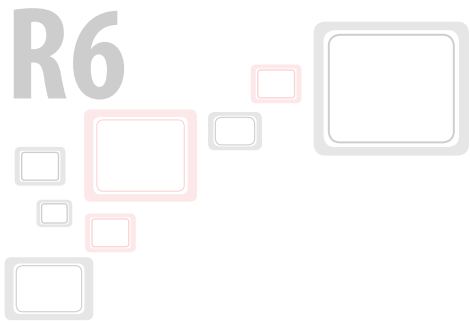
YARD-4L



YARD-SB



YARD-AB



# BREAKOUT SEATING

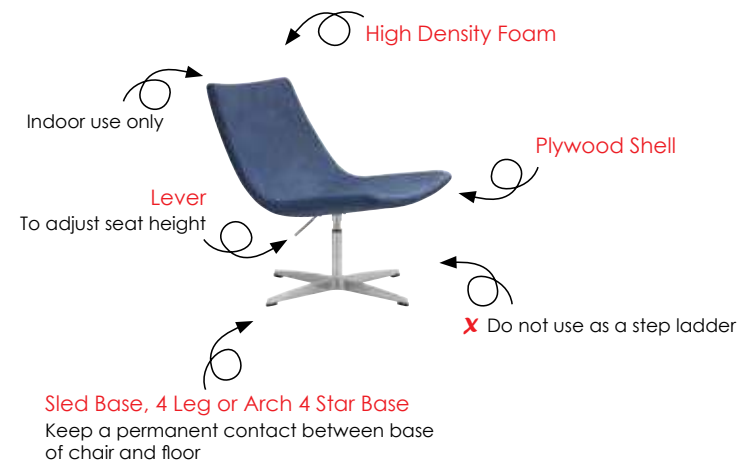
## RIDGE



### FEATURES

- » Plywood shell
- » Optional chrome sled base
- » Optional chrome 4 leg frame
- » Optional 680mm aluminium 4 star base
- » High density foam
- » Adjustable seat height with 4 star base
- » Suitable for indoor use only
- » Available in local fabrics
- » 5 Year warranty
- » Weight limit is 130kg

### INSTRUCTIONS OF USE



# RIDGE

WARRANTY  
**5**  
Year

WEIGHT LIMIT  
**130**  
Kilogram

UPHOLSTERED  
IN AUSTRALIA



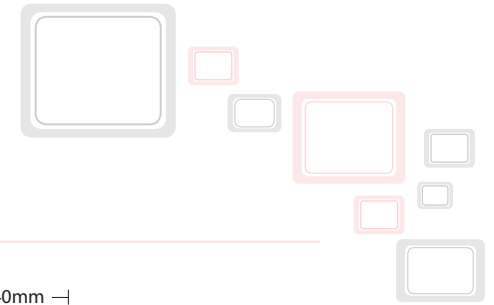
RIDGE-AB



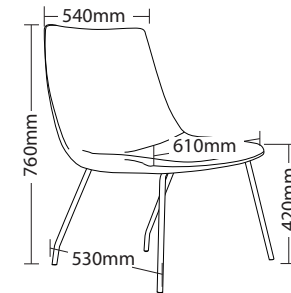
RIDGE-SB



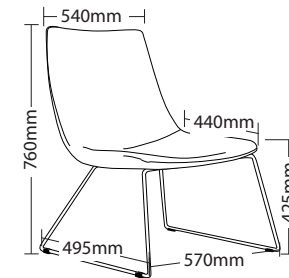
RIDGE-4L



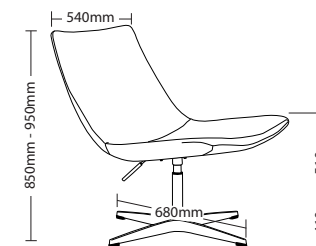
## SIZE



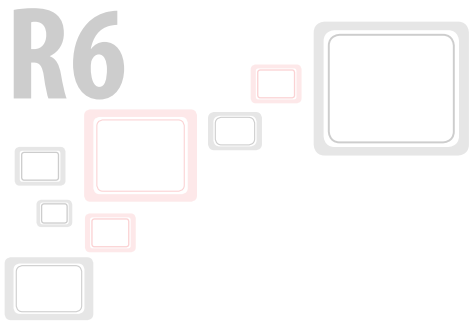
RIDGE-4L



RIDGE-SB



RIDGE-AB



# BREAKOUT SEATING

## OPERA

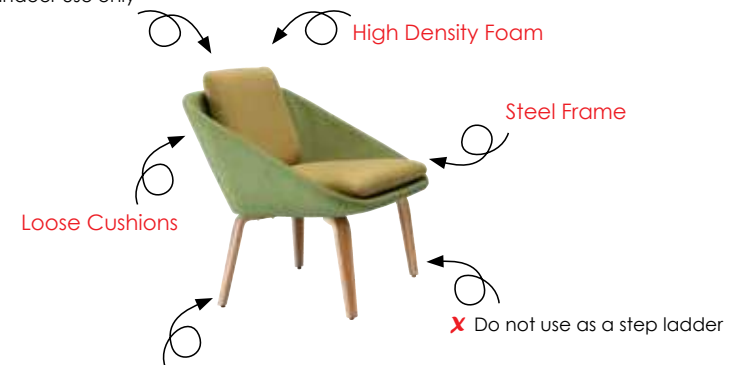


### FEATURES

- » Moulded foam on steel frame
- » Loose back and seat cushions
- » Optional plywood frame with timber legs
- » Optional 700mm high arch aluminium 4 star base
- » Optional chrome 4 leg frame
- » High density foam
- » Suitable for indoor use only
- » Available in local fabrics
- » 5 Year warranty
- » Weight limit is 120kg

### INSTRUCTIONS OF USE

Indoor use only



Sled Base, 4 Leg or Arch 4 Star Base  
Keep a permanent contact between base  
of chair and floor



# OPERA

WARRANTY  
**5**  
Year

WEIGHT LIMIT  
**120**  
Kilogram

UPHOLSTERED  
IN AUSTRALIA



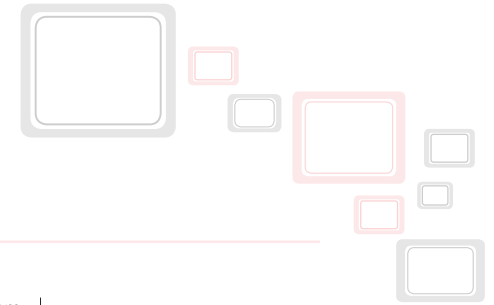
OPERA-TL



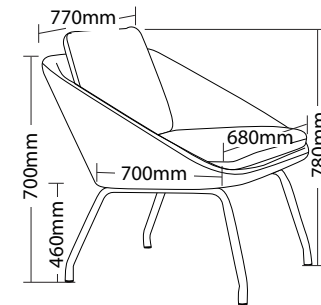
OPERA-AB



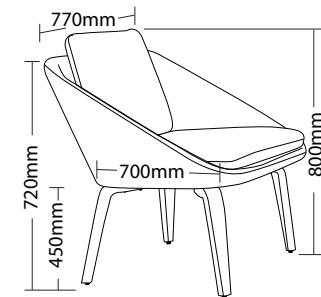
OPERA-4L



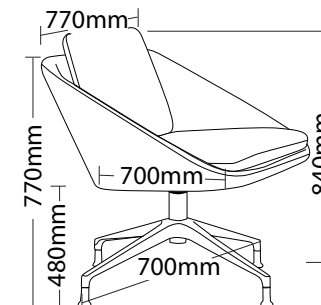
## SIZE



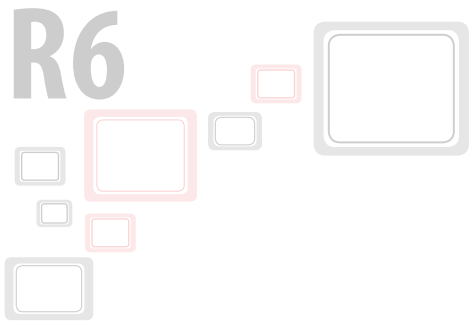
OPERA-4L



OPERA-TL



OPERA-AB



# BREAKOUT SEATING

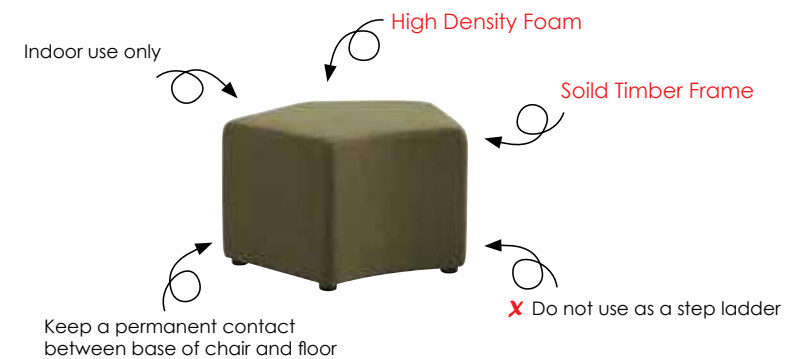
## PLAY



### FEATURES

- » Solid timber frame
- » High density foam
- » Suitable for indoor use only
- » Available in local fabrics
- » 3 Year warranty
- » Weight limit is 120kg

### INSTRUCTIONS OF USE



PLAY

WARRANTY  
**3**  
Year

WEIGHT LIMIT  
**120**  
Kilogram

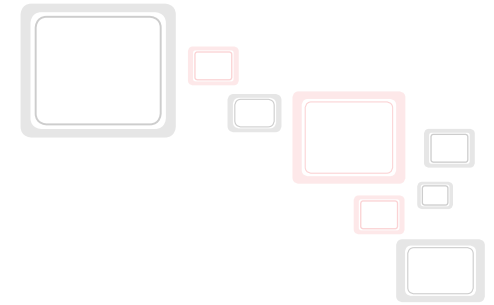
UPHOLSTERED  
IN AUSTRALIA



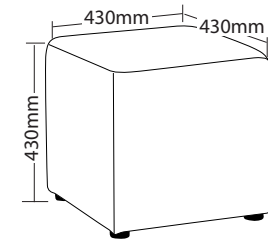
PLAY-1



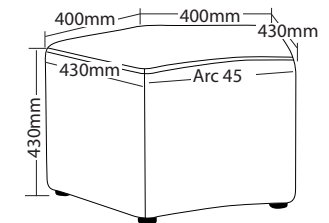
PLAY-2



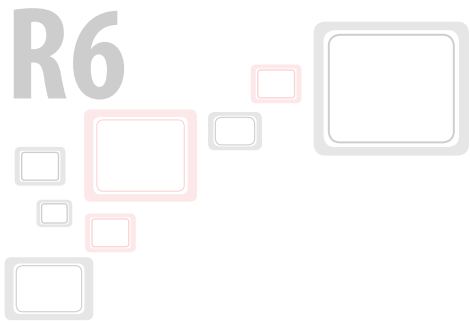
SIZE



PLAY-1



PLAY-2



# BREAKOUT SEATING

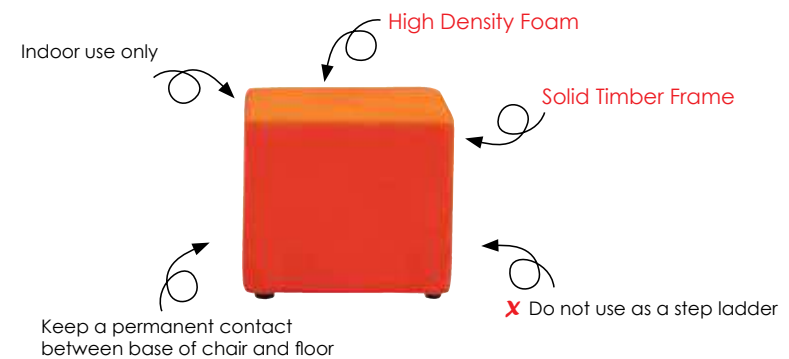
## OLA



### FEATURES

- » Solid timber frame
- » Plastic legs
- » High density foam
- » Suitable for indoor use only
- » Available in local fabrics
- » 3 Year warranty
- » Weight limit is 120kg

### INSTRUCTIONS OF USE



# OLA

WARRANTY  
**3**  
Year

WEIGHT LIMIT  
**120**  
Kilogram

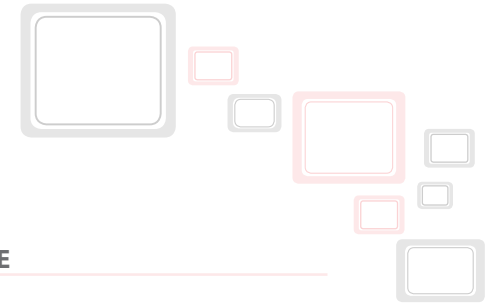
UPHOLSTERED  
IN AUSTRALIA



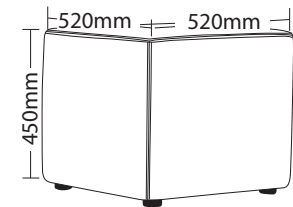
OLA-R  
Front view



OLA-R



SIZE



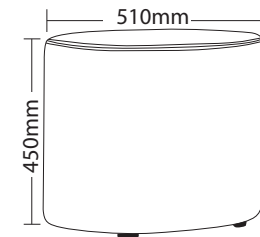
OLA-S



OLA-S



OLA-T  
Front view



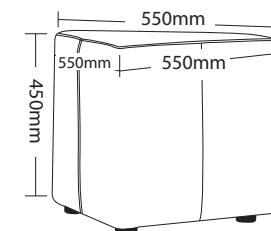
OLA-R



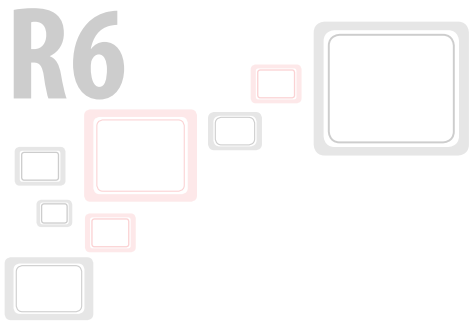
OLA-S  
Front view



OLA-T



OLA-T



# BREAKOUT SEATING


## CLIP



### FEATURES

- » Solid hardwood frame
- » Zig zag steel spring
- » Webbed base
- » Chrome legs
- » Suitable for indoor use only
- » Available in local fabrics
- » 3 Year warranty
- » Weight limit is 130kg

### INSTRUCTIONS OF USE





CLIP

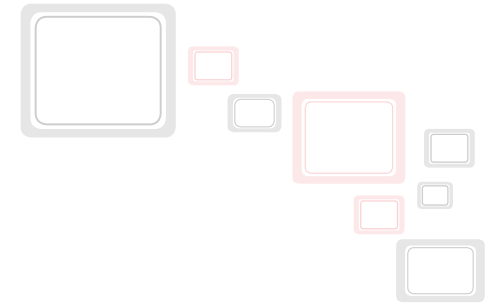
WARRANTY  
**3**  
Year

WEIGHT LIMIT  
**130**  
Kilogram

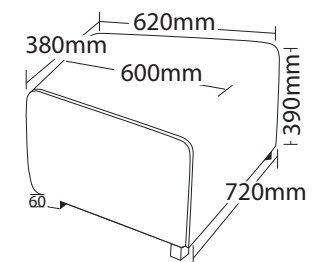
UPHOLSTERED  
IN AUSTRALIA



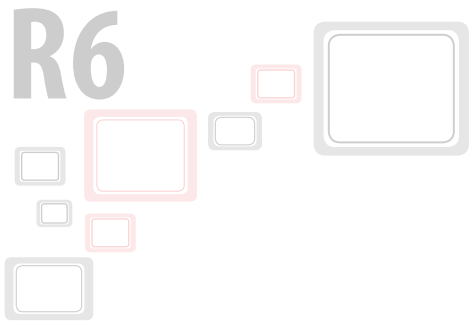
CLIP



SIZE



CLIP



# BREAKOUT SEATING

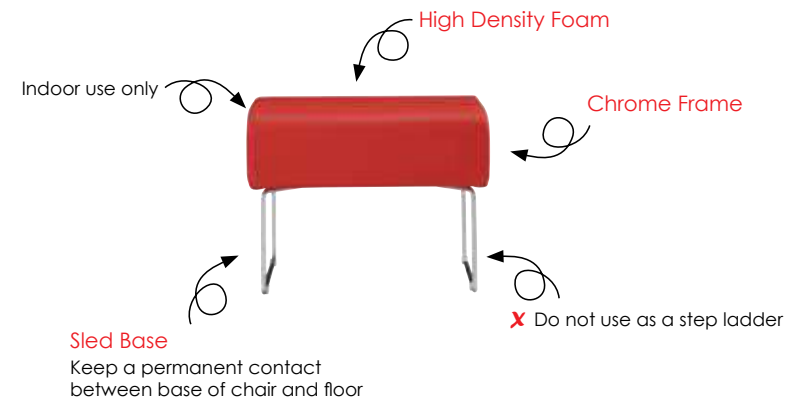
## SHAPE



### FEATURES

- » Sled base chrome frame
- » High density foam
- » Table top white MDF only
- » Suitable for indoor use only
- » Available in local fabrics
- » 3 Year warranty
- » Weight limit is 130kg

### INSTRUCTIONS OF USE



# SHAPE

WARRANTY  
**3**  
Year

WEIGHT LIMIT  
**130**  
Kilogram

UPHOLSTERED  
IN AUSTRALIA



SHAPE-1200



SHAPE-600

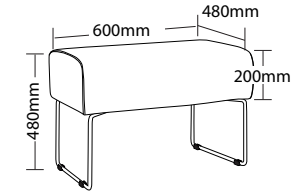
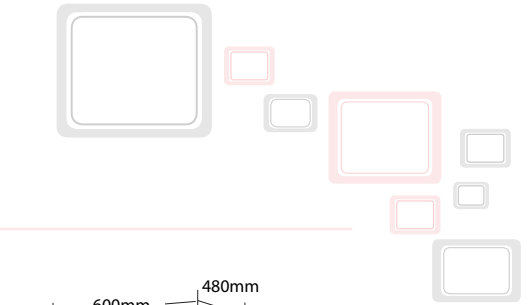


SHAPE-YT

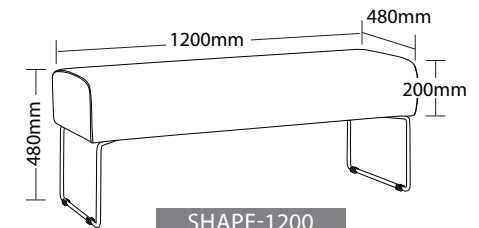


SHAPE-TT

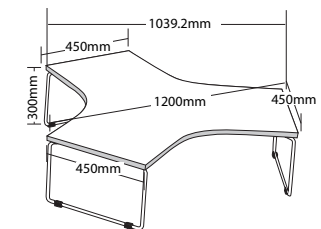
SIZE



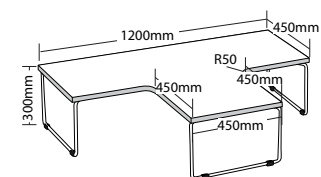
SHAPE-600



SHAPE-1200

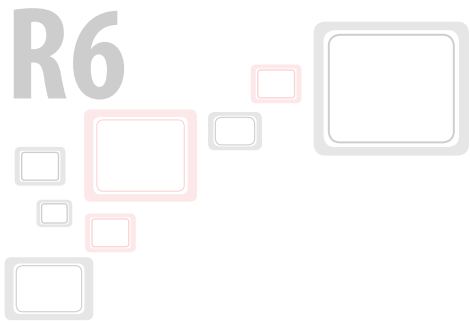


SHAPE-YT



SHAPE-TT





# BREAKOUT SEATING

## IMPRESS



### FEATURES

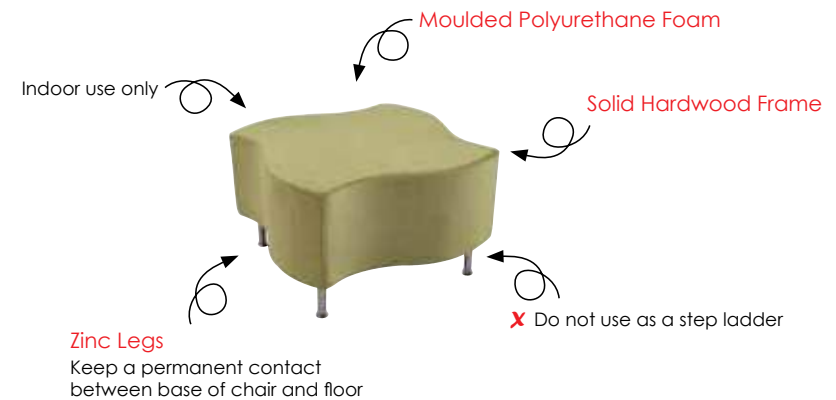
#### IMPRESS FEATURES

- » Solid hardwood frame
- » Zinc legs
- » Moulded polyurethane foam
- » Suitable for indoor use only
- » Available in local fabrics
- » 3 Year warranty
- » Weight limit is 130kg

#### IMPRESS TABLE FEATURES

- » Chrome legs
- » 8mm Tempered glass top
- » 3 Year warranty

### INSTRUCTIONS OF USE



# IMPRESS

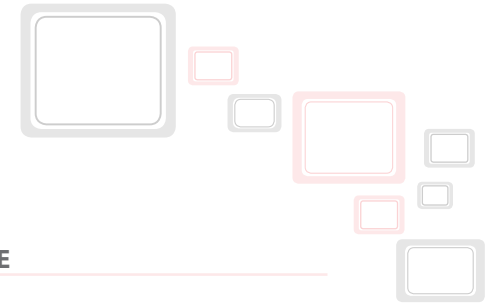


IMPRESS-1

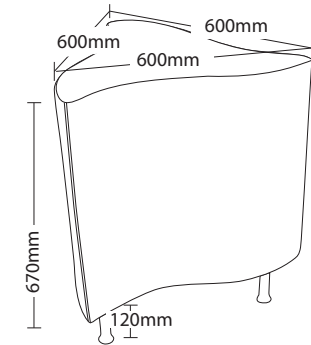
IMPRESS-2



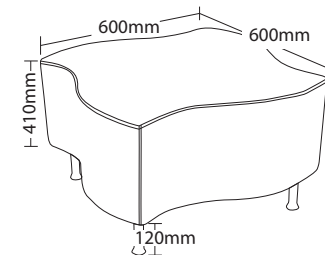
IMPRESS-T



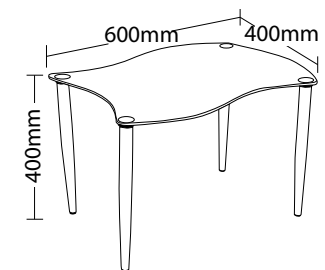
## SIZE



IMPRESS-1

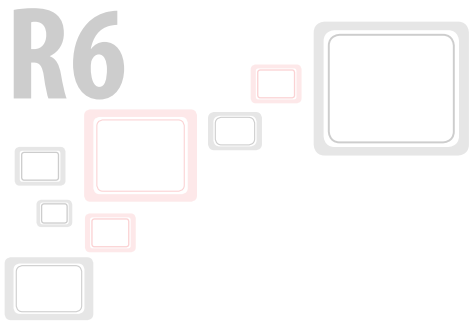


IMPRESS-2



IMPRESS-T





# BREAKOUT SEATING

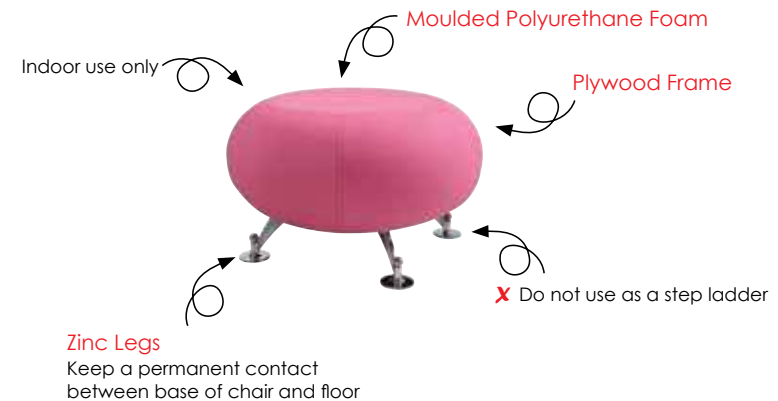
## RADIUS



### FEATURES

- » Plywood frame
- » Zinc legs
- » Moulded polyurethane foam
- » Suitable for indoor use only
- » Available in local fabrics
- » 3 Year warranty
- » Weight limit is 130kg

### INSTRUCTIONS OF USE



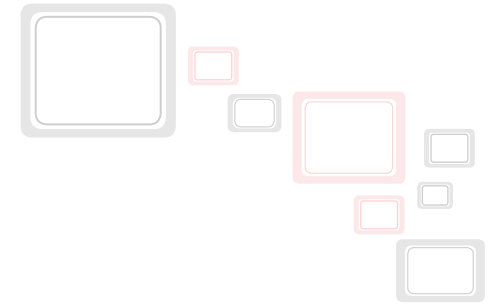


# RADIUS

WARRANTY  
**3**  
Year

WEIGHT LIMIT  
**130**  
Kilogram

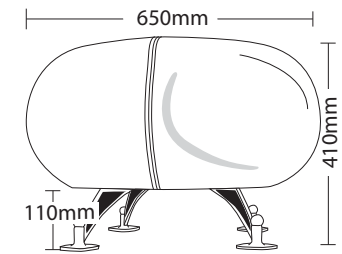
UPHOLSTERED  
IN AUSTRALIA



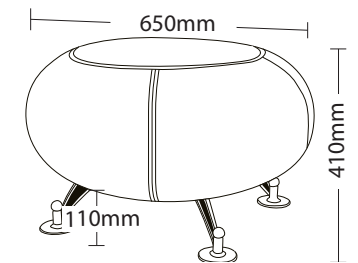
RADIUS-1

RADIUS-2

## SIZE

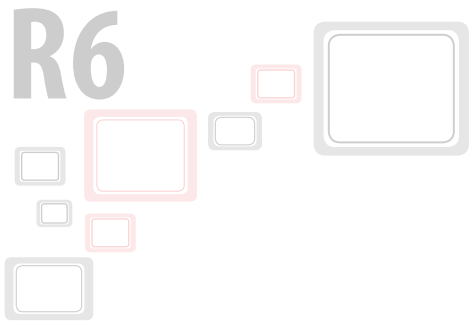


RADIUS-1



RADIUS-2





# BREAKOUT SEATING

## LEAF



### FEATURES

#### LEAF FEATURES

- » Metal frame
- » High density foam
- » Loose back cushion
- » Suitable for indoor use only
- » Available in low and high back
- » Available in local fabrics
- » 3 Year warranty
- » Weight limit is 120kg

#### LEAF TABLE FEATURES

- » Chrome frame
- » MDF white top
- » 3 Year warranty

### INSTRUCTIONS OF USE



# LEAF

WARRANTY  
**3**  
Year

WEIGHT LIMIT  
**120**  
Kilogram

UPHOLSTERED  
IN AUSTRALIA



LEAF-L

LEAF-H



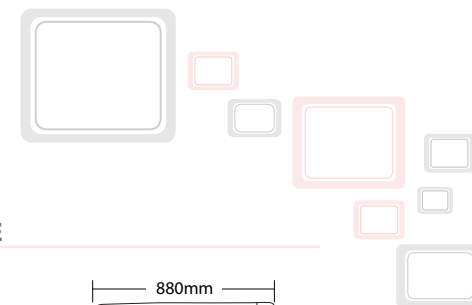
LEAF-H  
Top view



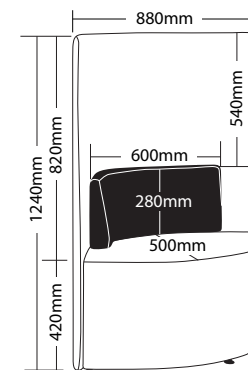
LEAF-L  
Top view



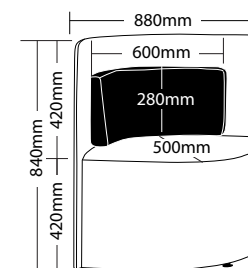
LEAF-T



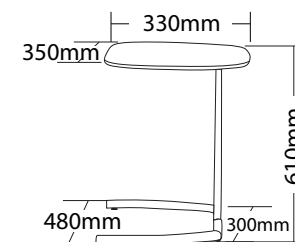
SIZE



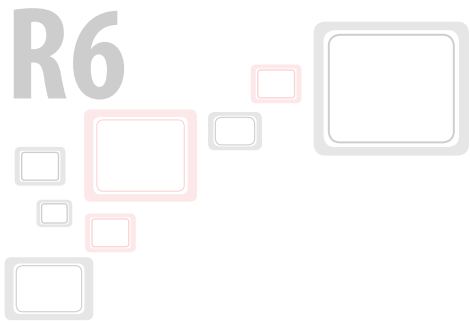
LEAF-H



LEAF-L



LEAF-T



# BREAKOUT SEATING

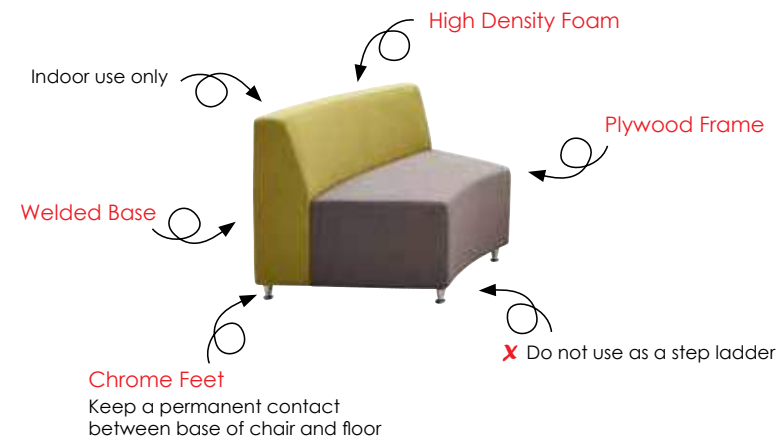
## TWIST



### FEATURES

- » Plywood frame
- » Webbed base
- » High density foam
- » Chrome feet
- » Suitable for indoor use only
- » Available in local fabrics
- » 3 Year warranty
- » Weight limit is 120kg

### INSTRUCTIONS OF USE

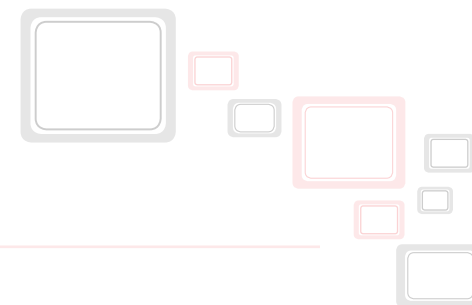


# TWIST

WARRANTY  
**3**  
Year

WEIGHT LIMIT  
**120**  
Kilogram

UPHOLSTERED  
IN AUSTRALIA



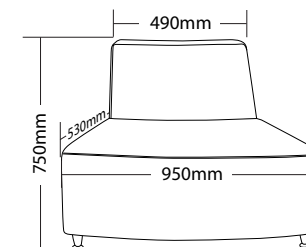
SIZE



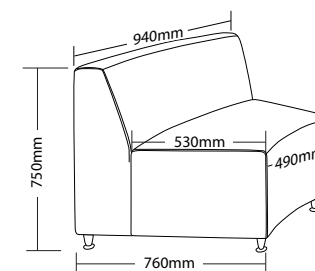
TWIST-SI



TWIST-OT



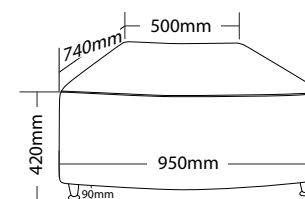
TWIST-SO




TWIST-SI



TWIST-SO



TWIST-OT



# STOOLS

## BARS STOOLS



### FEATURES

#### GAMMA FEATURES

- » Solid rod chrome frame
- » Available in local fabrics
- » 4 Year warranty
- » Weight limit is 120kg

#### VEGAS FEATURES

- » Solid rod chrome frame
- » Available in local fabrics
- » 4 Year warranty
- » Weight limit is 120kg

#### FLOW FEATURES

- » Solid steel stain base
- » Foot rest
- » Adjustable seat height
- » Available in local fabrics
- » 4 Year warranty
- » Weight limit is 120kg

#### LIFT FEATURES

- » Solid steel stain base
- » Foot rest
- » Adjustable seat height
- » Available in local fabrics
- » 4 Year warranty
- » Weight limit is 120kg

### INSTRUCTIONS OF USE







GAMMA



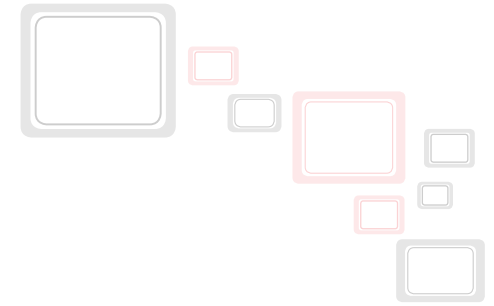
VEGAS



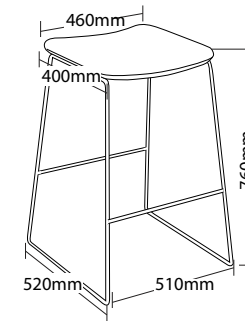
FLOW



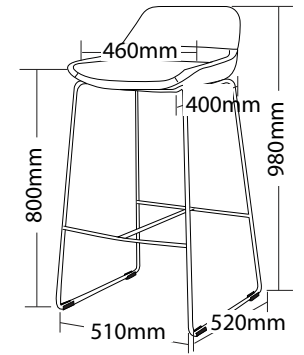
LIFT



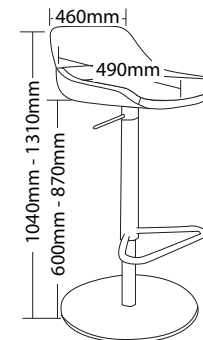
## SIZE



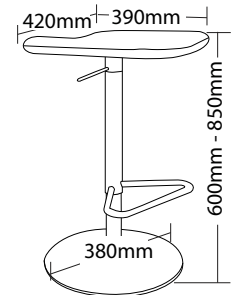
GAMMA



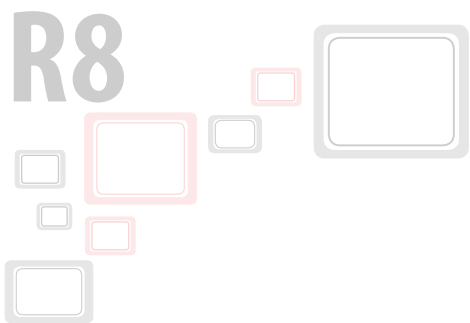
VEGAS



FLOW



LIFT



# SOFT SEATING

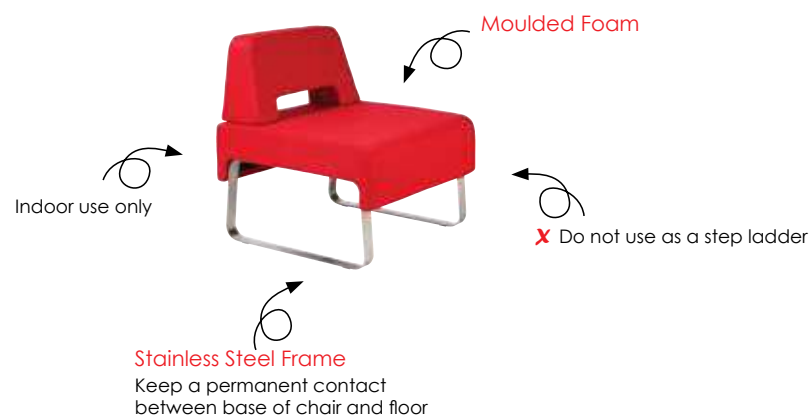
## SPACE



### FEATURES

- » Stainless steel frame
- » Moulded foam
- » Suitable for indoor use only
- » Available in local fabrics
- » 5 Year warranty
- » Weight limit is 130kg

### INSTRUCTIONS OF USE



# SPACE

WARRANTY  
**5**  
Year

WEIGHT LIMIT  
**130**  
Kilogram

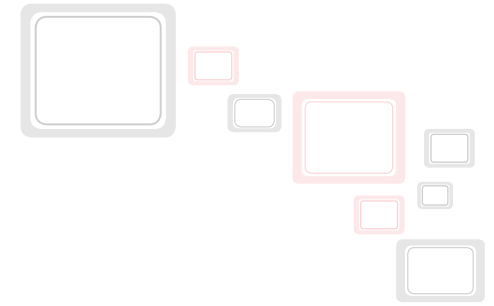
UPHOLSTERED  
IN AUSTRALIA



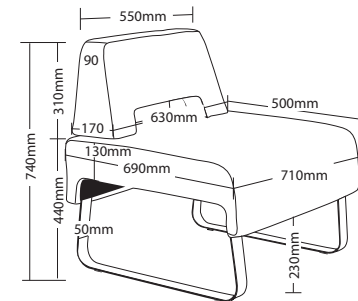
SPACE



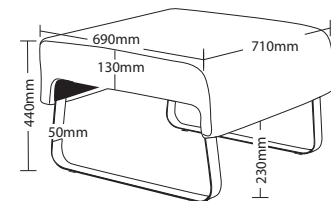
SPACE-OTTO



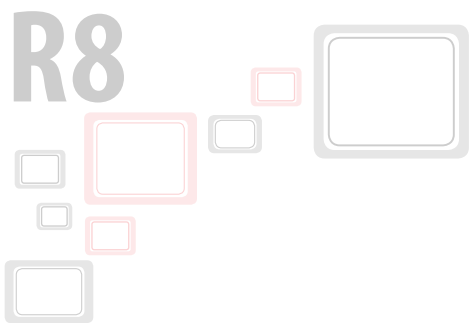
## SIZE



SPACE



SPACE-OTTO



# SOFT SEATING

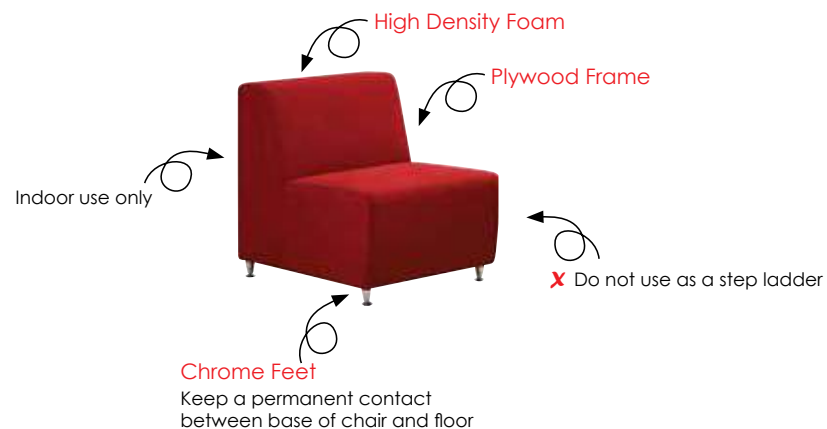
## BLITZ



### FEATURES

- » Plywood frame
- » Zig zag steel spring
- » High density foam
- » Chrome feet
- » Suitable for indoor use only
- » Available in local fabrics
- » 5 Year warranty
- » Weight limit is 120kg

### INSTRUCTIONS OF USE



**BLITZ**



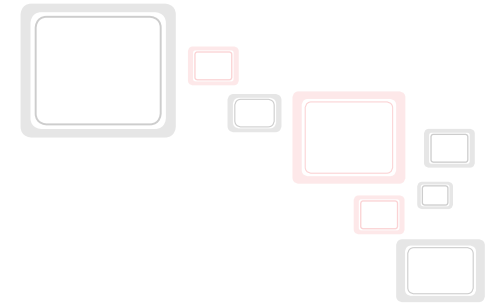
BLITZ-U



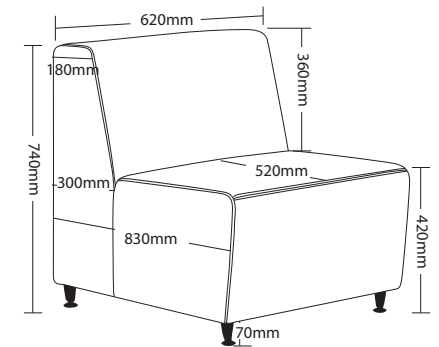
Side view



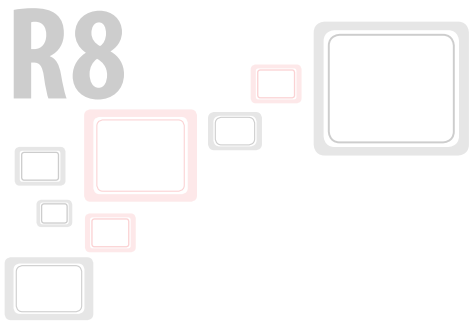
Front view



SIZE



BLITZ



# SOFT SEATING

## ROXA



### FEATURES

- » Solid hardwood frame
- » Zinc legs
- » High density foam
- » Suitable for indoor use only
- » Available in 1 and 2 seater only
- » Available in local fabrics
- » 5 Year warranty
- » Weight limit is 130kg per seat

### INSTRUCTIONS OF USE



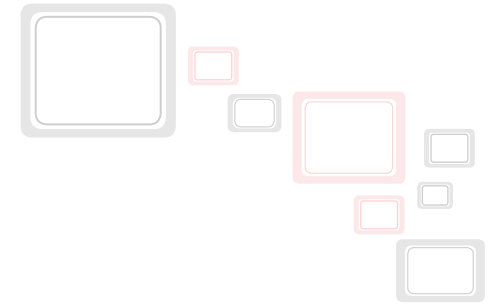


# ROXA

WARRANTY  
**5**  
Year

WEIGHT LIMIT  
**130**  
Kilogram

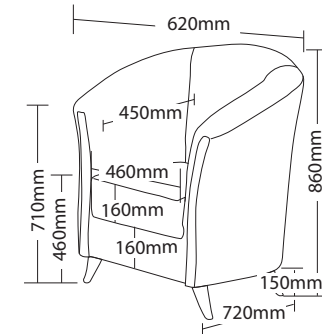
UPHOLSTERED  
IN AUSTRALIA



ROXA-1



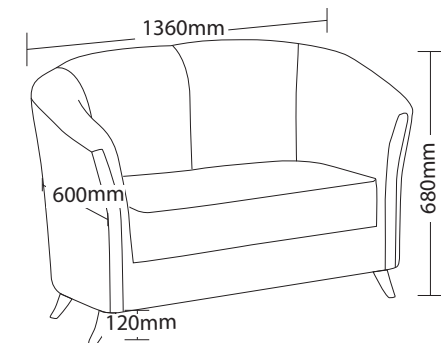
Back view



ROXA-1

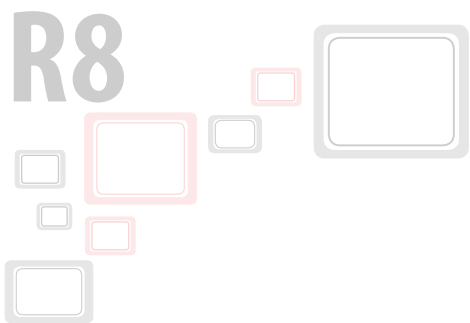


ROXA-2



ROXA-2

## SIZE



# SOFT SEATING

## MONTAGE

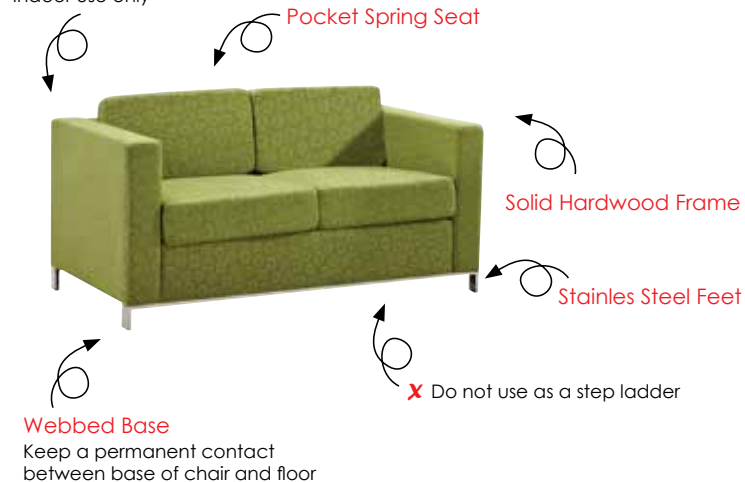


### FEATURES

- » Solid hardwood frame
- » Stainless steel feet
- » Zig zag steel spring
- » Webbed base
- » Pocket spring seat
- » Loose cushions upholstered both sides
- » Suitable for indoor use only
- » Available in single, double or triple seat options
- » Available in local fabrics
- » 5 Year structural warranty
- » Weight limit is 130kg per seat

### INSTRUCTIONS OF USE

Indoor use only



# MONTAGE



MO-2S



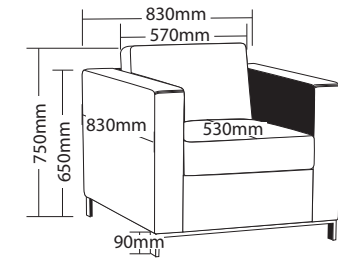
MO-1S



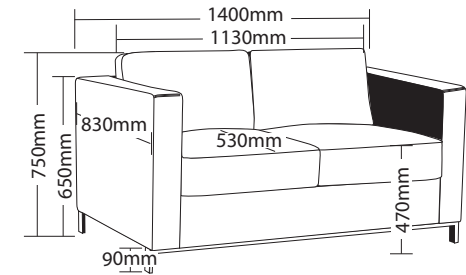
MO-3S



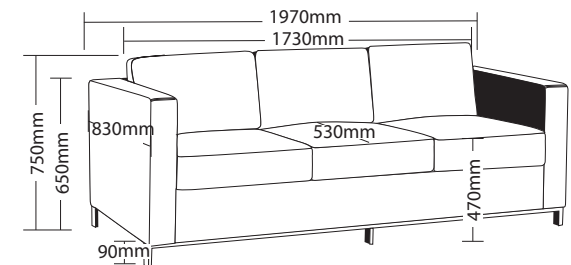
## SIZE



MO-1



MO-2



MO-3



# SCREENS

## ACOUSTIC SCREENS




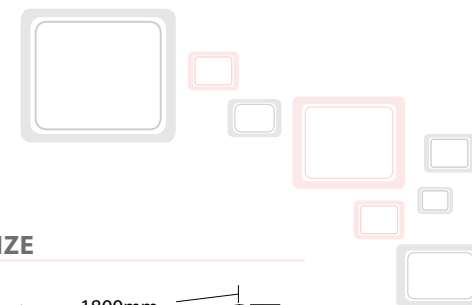
### FEATURES

- » Solid timber frame
- » Frames wrapped with a 10mm layer of foam
- » Frames wrapped with a layer of cardboard
- » 19mm Metal side frame
- » Australian made
- » 2 Year warranty

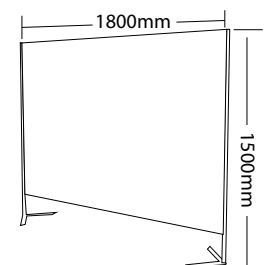
### OPTION

CODE	SCREEN SIZE (H X W)
FAS-1212	1200x1200mm
FAS-1215	1200x1500mm
FAS-1218	1200x1800mm
FAS-1512	1500x1200mm
FAS-1515	1500x1500mm
FAS-1518	1500x1800mm
FAS-1812	1800x1200mm
FAS-1815	1800x1500mm
FAS-1818	1800x1800mm

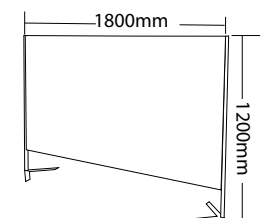
# ACOUSTIC SCREENS



FAS1818

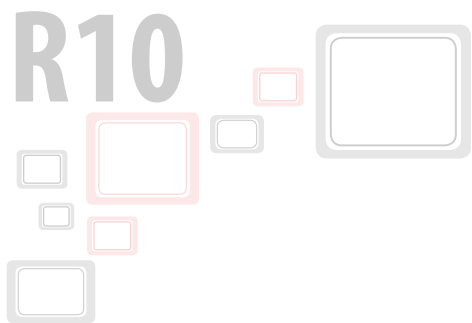


FAS1518



FAS1218





# STOOLS

## INDUSTRIAL STOOLS



### FEATURES

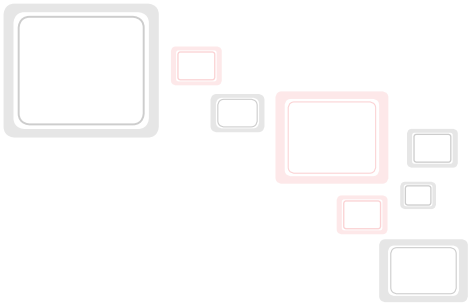
- » Adjustable seat height
- » Optional drafting kit
- » Optional glides or brake castors
- » 600mm Black nylon base
- » 5 Year warranty
- » Weight limit is 120kg

### INSTRUCTIONS OF USE





# INDUSTRIAL STOOLS

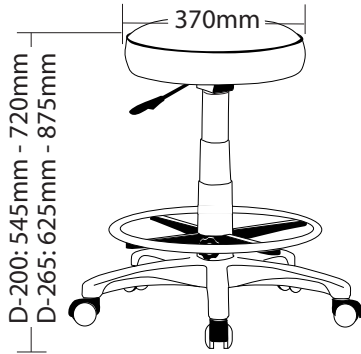


ST003D

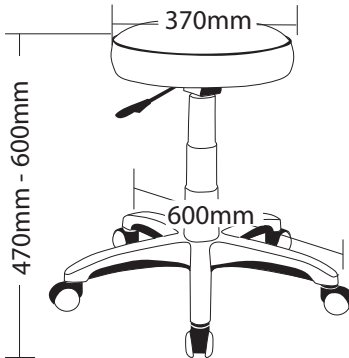


ST003

## SIZE



ST003D



ST003

**NSW BRANCH**

**A:** 83-85 Percival Road, Smithfield 2164



**VIC BRANCH**

**A:** 21-23 Edison Rd, Dandenong South 3175



**QLD BRANCH**

**A:** 3 Aliciajay Circuit, Luscombe 4207

